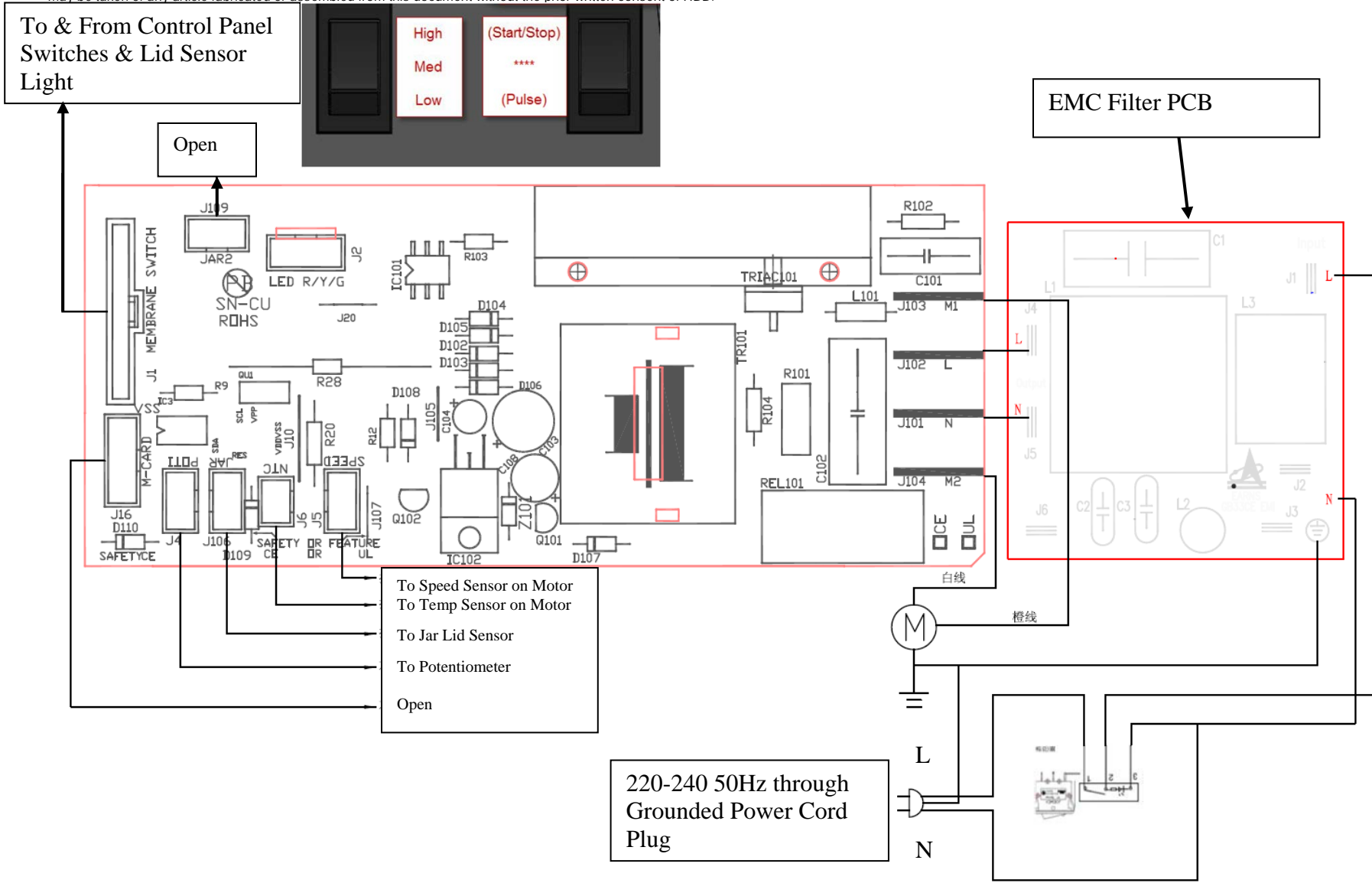


## Wiring Diagram – GB36 Food Blender – 220-240V

**PROPRIETARY RIGHTS NOTICE** This document and all information contained within it is the property of Hamilton Beach Brands, Inc. (HBB). It is confidential and proprietary and has been provided to you for a limited purpose. It must be returned or destroyed upon request. Disclosure, reproduction or use of this document and any information contained within it, in full or in part, for any purpose is forbidden without the prior written consent of HBB. No photographs may be taken of any article fabricated or assembled from this document without the prior written consent of HBB.



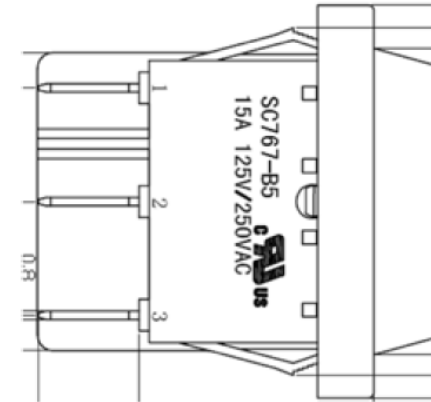
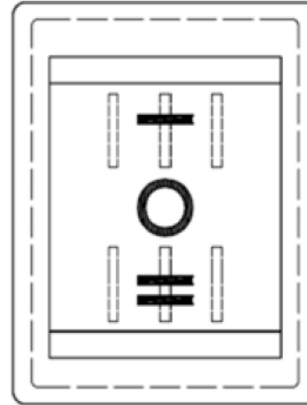
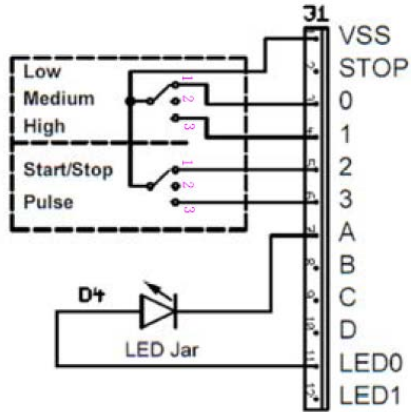
<p>Hamilton Beach 4421 Waterfront Drive Glen Allen, VA 23060</p>	Revision Description:	Production Release.				Rev. Date:
	Request #:	DOC9227	Page:	1 of 2	Document #:	530011100
						Rev: <b>A</b>

## Wiring Diagram – GB36 Food Blender – 220-240V

**PROPRIETARY RIGHTS NOTICE** This document and all information contained within it is the property of Hamilton Beach Brands, Inc. (HBB). It is confidential and proprietary and has been provided to you for a limited purpose. It must be returned or destroyed upon request. Disclosure, reproduction or use of this document and any information contained within it, in full or in part, for any purpose is forbidden without the prior written consent of HBB. No photographs may be taken of any article fabricated or assembled from this document without the prior written consent of HBB.


Ribbon Connector:

Power Switch:



**NOTES:**

1. Leadwire Terminals: Recognized Component separable (quick disconnect) connectors of the positive detent type, closed loop connectors, or other types specifically described in the text of this report are also acceptable as internal wiring terminals.
2. Motor and primary power switch wiring is recognized Style 3271/3273 appliance wiring minimum 16 AWG, with a minimum rating of 300V, 105°C.
3. Motor hall affect sensor wiring is recognized Style 1569 appliance wiring minimum 24 AWG, with a minimum rating of 300V, 105°C.
4. All ribbon cables on secondary side of Class 2 transformer are recognized Type 2468 ribbon cable, minimum 24 AWG, with minimum rating of 300V, 80°C.

 4421 Waterfront Drive Glen Allen, VA 23060	Revision	Production Release.				Rev. Date:	
	Description:					11-Mar-2019	
Request #:	DOC9227	Page:	2 of 2	Document #:	<b>530011100</b>	Rev:	<b>A</b>