



Illustrated Parts Breakdown

Models: PGV8AC
PGV8ACSL



SPECIFICATIONS:

Models: PGV8AC

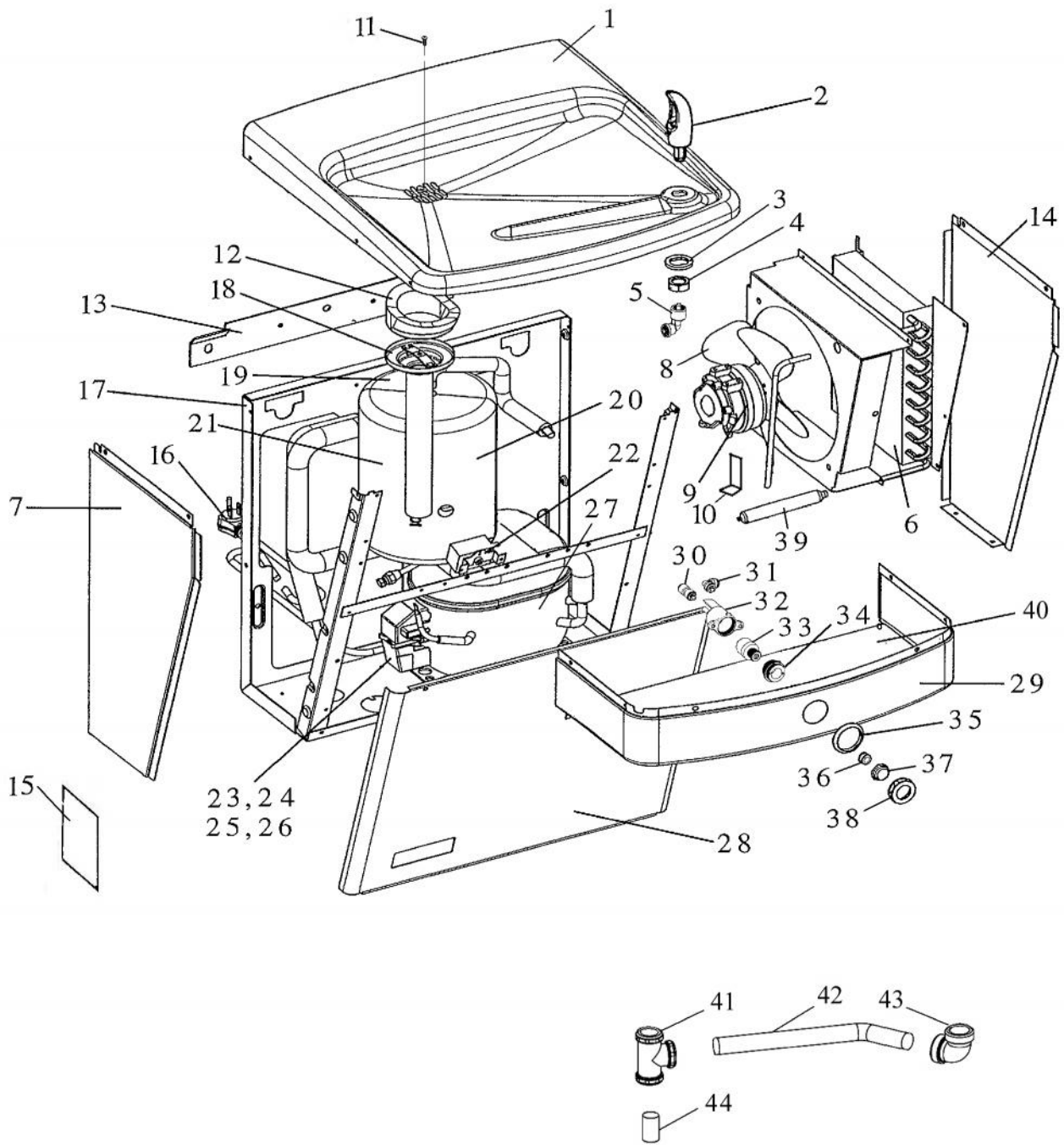
Voltage	115VAC±10%/1 PH/60 Hertz
Size	17 5/8" W, 18 5/8" D, 18 29/32" H
Shipping Weight (Approx)	59 lbs.
Cold Water Capacity*	8 GPH
Compressor	1/4 hp
Refrigerant	134a
Compressor (Full Load) - Huayi	4.4 amps
Refrigerant Charge - Huayi	3.95 OZ
Compressor (Full Load) - Danfoss	4.8 amps
Refrigerant Charge - Danfoss	4.75 OZ

Models: PGV8ACSL

Voltage	115VAC±10%/1 PH/60 Hertz
Size	35 1/4" W, 18 5/8" D, 24 29/32" H
Shipping Weight (Approx)	84 lbs.
Cold Water Capacity*	8 GPH
Compressor	1/4 hp
Refrigerant	134a
Compressor (Full Load) - Huayi	4.4 amps
Refrigerant Charge - Huayi	3.95 OZ
Compressor (Full Load) - Danfoss	4.8 amps
Refrigerant Charge - Danfoss	4.75 OZ

*Room Temperature 90°F; Supply Water Temperature 80°F; Drinking Water Temperature 50°F.

Specifications subject to change without notice.

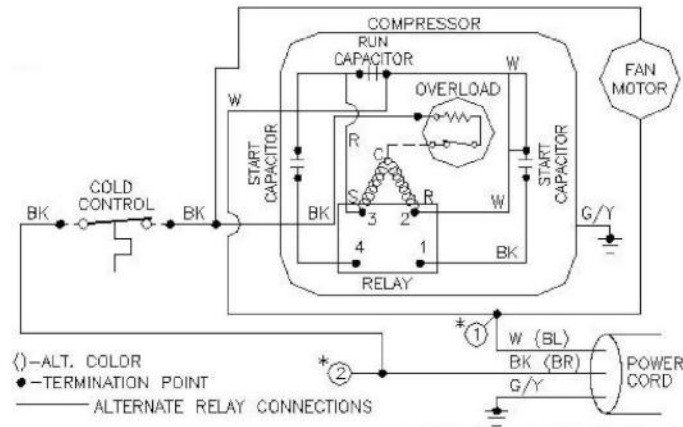


Parts List

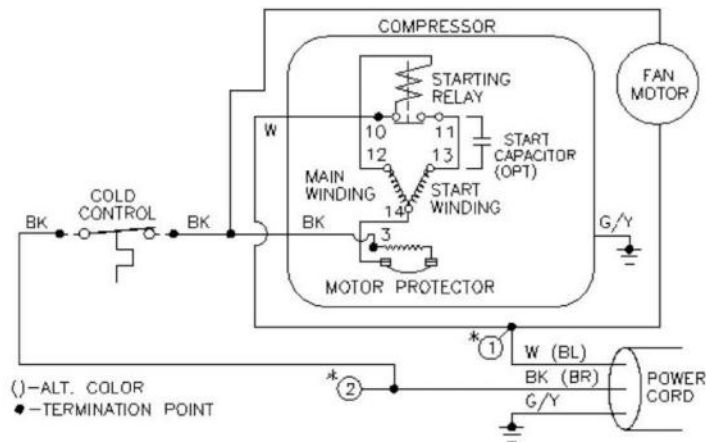
Item #	Description	PGV8AC	PGV8ACSL	PGVACS
1	Top	031714-101	031714-101	031714-101
2	Bubbler	035607-111	035607-111	035607-111
3	Washer, Undertop	028706-030	028706-030	028706-030
4	Locknut	026824-019	026824-019	026824-019
5	Bubbler Nut W/JG	036026-001	036026-001	036026-001
6	Condenser	031766-201	031766-201	N/A
7	Side Panel, Left Stainless Steel	035080-010	035080-310	035080-010
8	Blade, Fan	024033	024033	N/A
9	Motor, Fan	027354-036	027354-036	N/A
10	Bracket, Fan Motor	036478-001	036478-001	N/A
11	Drain Screw	036049-002	036049-002	036049-002
12	Waste Gasket	031756-002	031756-002	031756-002
13	Hanger Bracket	031363-002	031363-002	031363-002
14	Side Panel, Right Stainless Steel	035081-010	035081-010	035081-310
15	Patch Plate, Stainless Steel	N/A	036142-010	036142-010
16	Service Cord	036820-001	036820-001	N/A
17	Frame	035089-001	035089-001	035089-001
18	Waste Assy	036011-001	036011-002	036009-002
19	Insulation Right Cooling Tank	035088-001	035088-001	N/A
20	Insulation Left Cooling Tank	035088-002	035088-002	N/A
21	Cooling Tank, Insulated – Huayi	033469-055-SP	033469-055-SP	N/A
	Cooling Tank, Insulated – Danfoss	033469-001	033469-001	N/A
22	Cold Control	027040-039	027040-039	N/A
23	Relay - Huayi	036056-003	036056-003	N/A
	Relay/Overload Combo – Danfoss	032836-007	032836-007	N/A
24	Overload - Huayi	036055-003	036055-003	N/A
25	Start Capacitor – 60 MFD - Huayi	027956-008	027956-008	N/A
	Start Capacitor – Danfoss	027956-004	027956-004	N/A
26	Run Capacitor – 25 MFD - Huayi	027956-009	027956-009	N/A
27	Compressor Assy. – Huayi	036115-001	036115-001	N/A
	Compressor Assy. – Danfoss	033425-006	036425-006	N/A
28	Front Panel, Stainless Steel	035079-010	035079-010	035079-010
29	Front Nosepiece, Stainless Steel	035077-210	035077-210	035077-210
30	Union Fitting, ¼ OD	028605-101	028605-101	028605-101
31	Elbow Fitting, ¼ OD	028481-101	028481-101	028481-101
32	Cartridge Holder	035990-001	035990-001	035990-001
33	Cartridge	029967-005	029967-005	029967-005
34	Retaining Nut, Metal	029970-002	029970-002	029970-002
35	Nut Ring, Cartridge Holder	029969-001	029969-001	029969-001
36	Washer/Spacer	028706-045	028706-045	028706-045
37	Button, Push	024779	024779	024779
38	Nut, Hex Cover	024778	024778	024778
39	Drier	034343-003	034343-003	N/A
40	Shelf, Middle	035078-001	035078-001	035078-001
41	Waste Tee	N/A	N/A	A020968
42	Waste Arm Assy.	N/A	N/A	026980-004
43	Waste Elbow	N/A	N/A	A020967
44	Waste Extension Tube	N/A	N/A	036010-016
Parts Not Shown				
	Strainer, In-Line	033264-003	033264-003	033264-003
	Waterline, Tank to Valve	035504-011-SP	035504-011-SP	N/A
	Waterline, Inlet to Valve or Tank	035504-010-SP	035504-010-SP	N/A
	Waterline, Valve to Bubbler	035504-013	035504-013	035504-013
	Supply Tube Extension	N/A	N/A	032312-001
	Screw, VR, T15 (Pin)	035262-001	035262-001	035262-001
	Insert, Nameplate OASIS	020850-002	020850-002	020850-002

Wiring Diagram: PGV8AC PGV8ACSL

- H3 Series



- D3 Series



OASIS International

222 East Campus View Blvd. - Columbus, OH 43235 U.S.A.
614/861-1350 - Fax: 614/322-4557
www.oasiscoolers.com