

mira

SPARE
PARTS



Merci d'avoir choisi UNIC, premier fabricant français de machines espresso professionnelles depuis 1919.

Thank you for choosing UNIC, the first French manufacturer of professional espresso machines since 1919.

Le fabricant se réserve le droit de modifier sans préavis les caractéristiques de l'appareil, dans un souci d'amélioration de ses performances.
Lire attentivement les consignes de sécurité avant toute utilisation.

*The manufacturer reserves the right to modify the appliances presented in this publication without notice.
Read carefully the safety instructions before use.*

RB9005 09/2015

PIÈCES
DÉTACHÉES

UNIC

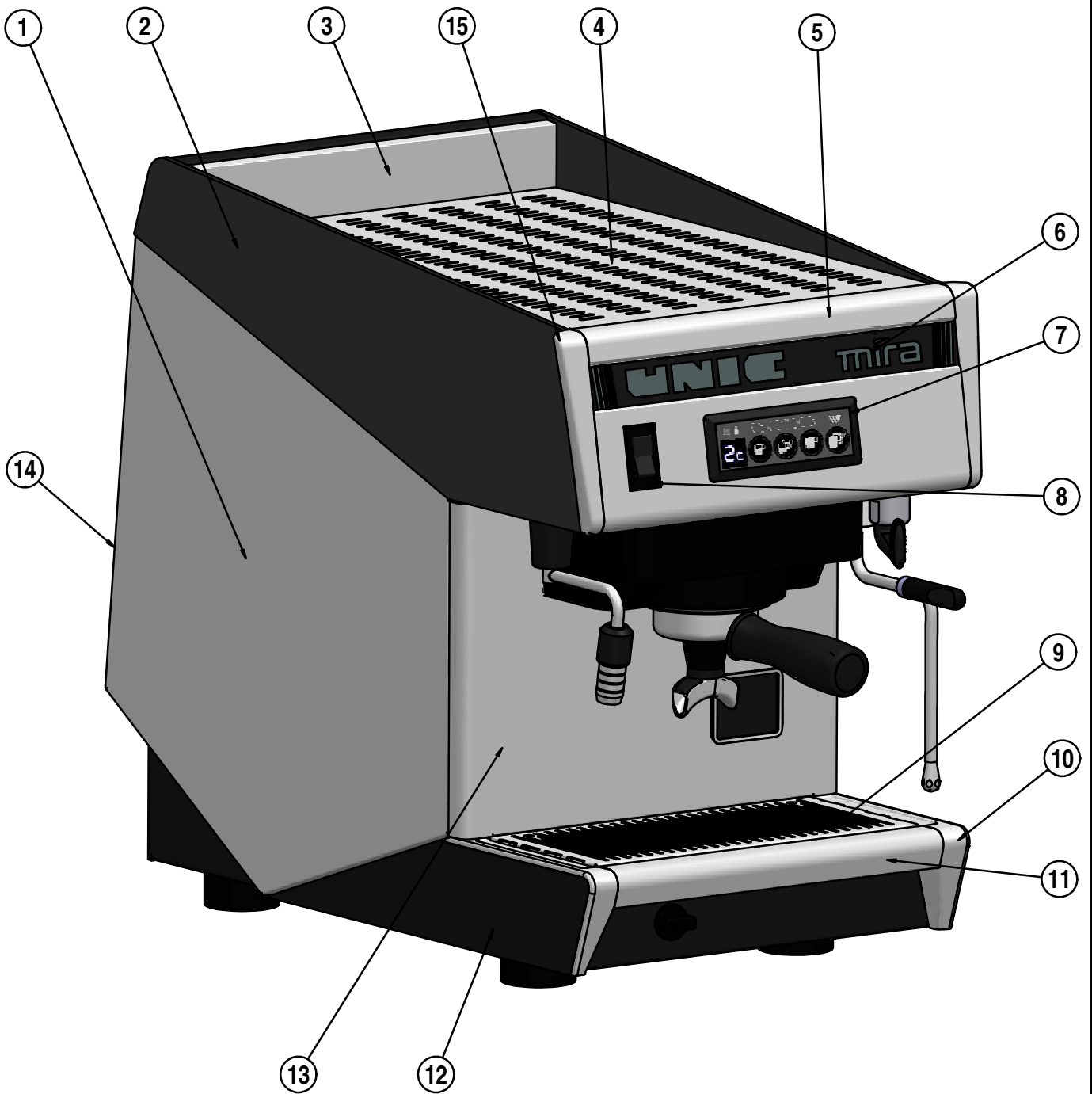
PIECES DETACHEES POUR MODELE MIRA SPARE PARTS FOR MIRA MODEL

PLANCHES PLATES

100	MODELE MIRA	MIRA MODEL
105	MODELE MIRA HAUTE	HIGH MIRA MODEL
110	MODELE TWIN / TRI / QUATTRO MIRA	TWIN / TRI / QUATTRO MIRA MODEL
111	MODELE TWIN MIRA HAUTE / MANUELLE	HIGH / MANUAL TWIN MIRA MODEL
115	COTES MIRA	MIRA SIDES
200	JUPETTE	COVER
210	FACE AVANT	FRONT
220	VISSERIE	SCREWS
230	VIDANGE ET ENTREE EAU	DRAIN AND WATER FEEDING
235	CHARIOT DE BASSINE	OVERFLOW TRAY'S TROLLEY
240	GROUPE MAESTRO	MAESTRO UNIT
241	GROUPE CREMA	CREMA UNIT
242	GROUPE MAESTRO CREMA	MAESTRO CREMA UNIT
250	MANOMETRE	MANOMETER
260	ELECTROVANNE 3 VOIES	ELECTROVALVE 3 WAYS
280	PORTE FILTRE	PORTAFILTER
310	BOITIER ELECTRONIQUE CAFE	COFFEE ELECTRONIC BOX
420	ENTREE EAU	WATER FEEDING
450	ELECTROVANNE DE REMPLISSAGE	FEEDING ELECTROVALVE
451	ELECTROVANNE DE REMPLISSAGE 1GR	1 UNIT FEEDING ELECTROVALVE
452	ENTREE EAU ET SOUPAPE HP 1GR	1 UNIT WATER FEEDING AND HP VALVE
454	EV REMPLISSAGE COMMANDES ON/OFF	FEEDING EV FOR ON/OFF COMMANDS
455	SOUPAPE HAUTE PRESSION	HIGH PRESSURE VALVE
460	DOSEUR D'EAU	WATER DOSER
470	SOUPAPE BP	VALVE LP
480	ROBINET VAPEUR	STEAM TAP
530	ELECTROVANNES EAU CHAUDE VAPEUR	HOT WATER STEAM ELECTROVALVES
535	SORTIE VAPEUR TEFLON	TEFLON STEAM SPOUT
540	CHAUDIERE INJECTION	BOILER
551	CIRCUIT HYDRAULIQUE 1 GROUPE	1 UNIT HYDRAULIC CIRCUIT
552	CIRCUIT HYDRAULIQUE 2 GROUPE	2 UNITS HYDRAULIC CIRCUIT
553	CIRCUIT HYDRAULIQUE 3 GROUPE	3 UNITS HYDRAULIC CIRCUIT
554	CIRCUIT HYDRAULIQUE 4 GROUPE	4 UNITS HYDRAULIC CIRCUIT
555	CIRCUIT HYDRAULIQUE 2 GR MANUELLE	2 UNITS MANUAL HYDRAULIC CIRCUIT
560	PRESSOSTAT ELECTRIQUE	ELECTRIC PRESSURESTAT
570	BORNIER	TERMINAL BOARD
572	BORNIER POUR MIRA 1 GR	1 UNIT TERMINAL BOARD
580	PIEDS	FEET
591	MOTEUR POMPE MIRA 1GR	1 UNIT PUMP MOTOR
600	MOTEUR POMPE	PUMP MOTOR
655	ELECTROVANNE 2 VOIES	ELECTROVALVE 2 WAYS
690	RACCORD DE VIDANGE	DRAIN CONNECTION
730	COMMUTATEUR	SWITCH
770	ELEMENT CHAUFFANT	HEATING ELEMENT
772	THERMOSTAT DE SECURITE	SAFETY THERMOSTAT
970	SORTIE CAPPUCCINO	CAPPUCCINO OUTLET
973	SORTIE CAPPUCCINO LATTE	AUTOFROTHER LC
980	SORTIE STEAMAIR	STEAMAIR OUTLET
981	EMULSION LAIT THERMOSTATEE	THERMOSTATED AUTOFROTHER
983	SORTIE EAU CHAUDE REGLABLE	ADJUSTABLE HOT WATER OUTLET
984	SORTIE VAPEUR DEBIT REGLABLE	ADJUSTABLE FLOW STEAM OUTLET
1010	REFERENCE DE CABLES MIRA	MIRA WIRES REFERENCES
1020	REFERENCE DE CABLES TWIN MIRA	MIRA WIRES REFERENCES
1025	REFERENCE DE CABLES TWIN MIRA MANUELLE	TWIN MANUAL WIRES REFERENCES
1030	REFERENCE DE CABLES TRI MIRA	TRI MIRA WIRES REFERENCES
1040	REFERENCE DE CABLES QUATTRO MIRA	QUATTRO MIRA WIRES REFERENCES

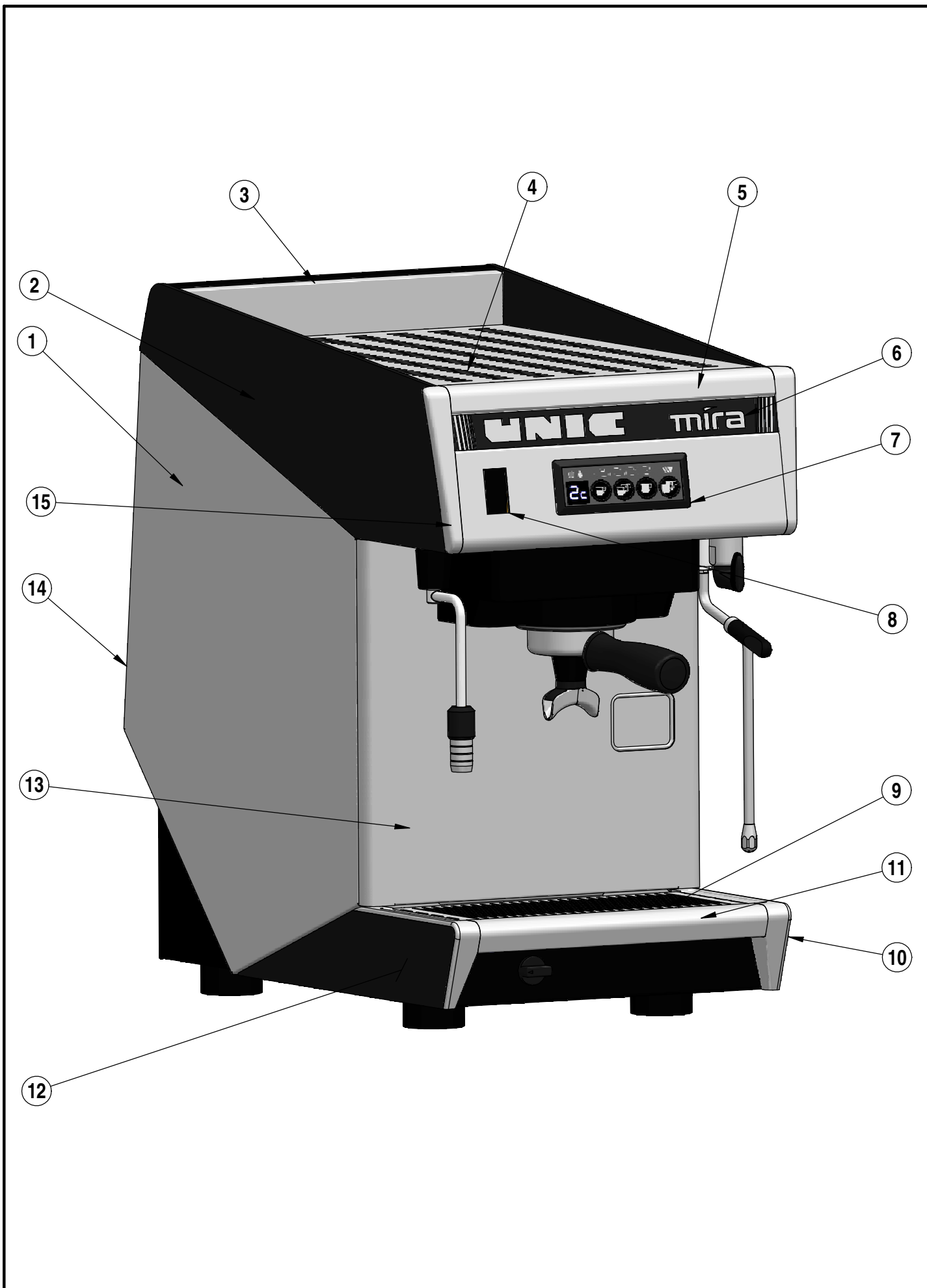
PLANCHE/PLATE : 100

REP	REF	DESIGNATION
1	RB3005	COTE GAUCHE MIRA SCOTCH BRITE LEFT SIDE MIRA
1	RB3006	COTE DROIT MIRA SCOTCH BRITE RIGHT SIDE MIRA
2	RB3007	PLEXI COTE GAUCHE MIRA LEFT SIDE PLEXIGLASS MIRA
2	RB3008	PLEXI COTE DROIT MIRA RIGHT SIDE PLEXIGLASS MIRA
3	RB3021	CHAUFFE TASSE MIRA 1GR 1 UNIT CUP WARMER
4	RB3025	VERRIERE L300 CUP RACK
5	RB3001	CALANDRE MIRA 1GR 1 UNIT FRONT PANEL
5	RB3041	CALANDRE MIRA 1GR STEMAIR 1 UNIT STEMAIR FRONT PANEL
6	46195	BANDEAU MIRA 1GR 1 UNIT MIRA STRIP
7	45124	BOITIER D2 230V ELECTRONIC BOX 230V D2
7	45125	BOITIER D2 115V ELECTRONIC BOX 115V D2
7	45126	BOITIER D3 230V ELECTRONIC BOX 230V D3
7	45127	BOITIER D3 115V ELECTRONIC BOX 115V D3
8	43405	INTERRUPTEUR EAU CHAUDE HOT WATER SWITCH
9	RB3061	GRILLE DE BASSINE MIRA 1GR 1 UNIT OVERFLOW TRAY GRID
10	TG7000	JOUE DE BASSINE GAUCHE LEFT ORNAMENTAL HOLDER
10	TG7002	JOUE DE BASSINE DROITE RIGHT ORNAMENTAL HOLDER
11	RB3031	DEVANT DE BASSINE 1GR OVERFLOW TRAY FRONT 1GR
12	TG4002	ENJOLIVEUR JOUE DE BASSINE D RIGHT ORNAMENTAL OVERFLOW TRAY
12	TG4000	ENJOLIVEUR JOUE DE BASSINE G LEFT ORNAMENTAL OVERFLOW TRAY
13	RB3011	DEVANT 1GR 1 UNIT FRONT
14	RB3042	CHEMISE ARRIERE MIRA REAR CASING
15	TG7010	OREILLE GAUCHE LEFT ORNAMENTAL FRONT PANEL
15	TG7012	OREILLE DROITE RIGHT ORNAMENTAL FRONT PANEL



PLANCHE/PLATE : 105

REP	REF	DESIGNATION
1	RB3009	COTE GAUCHE MIRA SCOTCH BRITE HAUT LEFT SIDE HIGH MIRA
1	RB3010	COTE DROIT MIRA SCOTCH BRITE HAUT RIGHT SIDE HIGH MIRA
2	RB3007	PLEXI COTE GAUCHE MIRA LEFT SIDE PLEXIGLASS MIRA
2	RB3008	PLEXI COTE DROIT MIRA RIGHT SIDE PLEXIGLASS MIRA
3	RB3021	CHAUFFE TASSE MIRA 1GR 1 UNIT CUP WARMER
4	RB3025	VERRIERE L300 CUP RACK
5	RB3001	CALANDRE MIRA 1GR 1 UNIT FRONT PANEL
5	RB3041	CALANDRE MIRA 1GR STEMAIR 1 UNIT STEMAIR FRONT PANEL
6	46195	BANDEAU MIRA 1GR 1 UNIT MIRA STRIP
7	45124	BOITIER D2 230V ELECTRONIC BOX 230V D2
7	45125	BOITIER D2 115V ELECTRONIC BOX 115V D2
7	45126	BOITIER D3 230V ELECTRONIC BOX 230V D3
7	45127	BOITIER D3 115V ELECTRONIC BOX 115V D3
8	43405	INTERRUPTEUR EAU CHAUDE HOT WATER SWITCH
9	RB3061	GRILLE DE BASSINE MIRA 1GR 1 UNIT OVERFLOW TRAY GRID
10	TG7000	JOUE DE BASSINE GAUCHE LEFT ORNAMENTAL HOLDER
10	TG7002	JOUE DE BASSINE DROITE RIGHT ORNAMENTAL HOLDER
11	RB3031	DEVANT DE BASSINE 1GR OVERFLOW TRAY FRONT 1GR
12	TG4002	ENJOLIVEUR JOUE DE BASSINE D RIGHT ORNAMENTAL OVERFLOW TRAY
12	TG4000	ENJOLIVEUR JOUE DE BASSINE G LEFT ORNAMENTAL OVERFLOW TRAY
13	RB3048	DEVANT 1GR HAUT 1 UNIT HIGH FRONT
14	RB3042	CHEMISE ARRIERE MIRA REAR CASING
15	TG7010	OREILLE GAUCHE LEFT ORNAMENTAL FRONT PANEL
15	TG7012	OREILLE DROITE RIGHT ORNAMENTAL FRONT PANEL

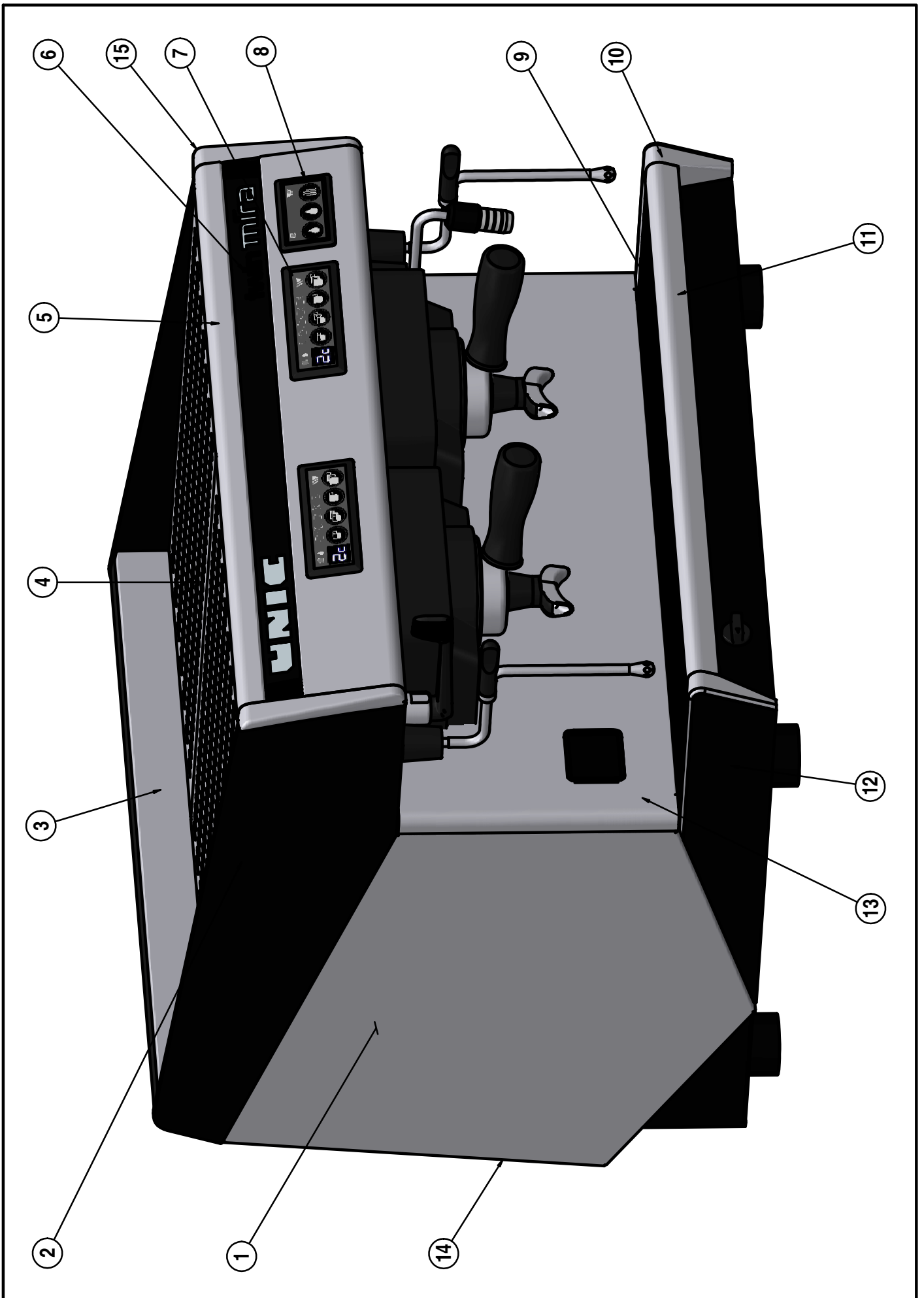


PLANCHE/PLATE : 110

REP	REF	DESIGNATION	
1	RB3005	COTE GAUCHE MIRA SCOTCH BRITE	LEFT SIDE MIRA
1	RB3006	COTE DROIT MIRA SCOTCH BRITE	RIGHT SIDE MIRA
2	RB3007	PLEXI COTE GAUCHE MIRA	LEFT SIDE PLEXIGLASS MIRA
2	RB3008	PLEXI COTE DROIT MIRA	RIGHT SIDE PLEXIGLASS MIRA
3	RB3022	CHAUFFE TASSE MIRA 2GR	2 UNITS CUP WARMER
3	RB3023	CHAUFFE TASSE MIRA 3GR	3 UNITS CUP WARMER
3	RB3024	CHAUFFE TASSE MIRA 4GR	4 UNITS CUP WARMER
4	RB3025	VERRIERE L300	CUP RACK
4	RB3035	VERRIERE L219	CUP RACK
5	RB3002	CALANDRE MIRA 2GR	2 UNITS FRONT PANEL
5	RB3003	CALANDRE MIRA 3GR	3 UNITS FRONT PANEL
5	RB3004	CALANDRE MIRA 4GR	4 UNITS FRONT PANEL
6	46196	BANDEAU MIRA 2GR	2 UNITS MIRA STRIP
6	46197	BANDEAU MIRA 3GR	3 UNITS MIRA STRIP
6	46198	BANDEAU MIRA 4GR	4 UNITS MIRA STRIP
7	45124	BOITIER D2 230V	ELECTRONIC BOX 230V D2
7	45125	BOITIER D2 115V	ELECTRONIC BOX 115V D2
7	45126	BOITIER D3 230V	ELECTRONIC BOX 230V D3
7	45127	BOITIER D3 115V	ELECTRONIC BOX 115V D3
8	45048	BOITIER EAU CHAUDE/VAPEUR	ELECTRONIC HOT WATER/STEAM BOX
9	RB3062	GRILLE DE BASSINE MIRA 2GR	2 UNITS OVERFLOW TRAY GRID
9	RB3063	GRILLE DE BASSINE MIRA 3GR	3 UNITS OVERFLOW TRAY GRID
9	RB3064	GRILLE DE BASSINE MIRA 4GR	4 UNITS OVERFLOW TRAY GRID
10	TG7002	JOUE DE BASSINE DROITE	RIGHT ORNAMENTAL HOLDER
10	TG7000	JOUE DE BASSINE GAUCHE	LEFT ORNAMENTAL HOLDER
11	RB3032	DEVANT DE BASSINE 2GR	OVERFLOW TRAY FRONT 2GR
11	RB3033	DEVANT DE BASSINE 3GR	OVERFLOW TRAY FRONT 3GR
11	RB3034	DEVANT DE BASSINE 4GR	OVERFLOW TRAY FRONT 4GR
12	TG4000	ENJOLIVEUR JOUE DE BASSINE G	LEFT ORNAMENTAL OVERFLOW TRAY
12	TG4002	ENJOLIVEUR JOUE DE BASSINE D	RIGHT ORNAMENTAL OVERFLOW TRAY
13	RB3012	DEVANT 2GR	2 UNITS FRONT
13	RB3013	DEVANT 3GR	3 UNITS FRONT
13	RB3014	DEVANT 4GR	4 UNITS FRONT
14	RB3042	CHEMISE ARRIERE MIRA	REAR CASING
14	RB3043	CHEMISE ARRIERE MIRA MODULE	MODUL REAR CASING
15	TG7012	OREILLE DROITE	RIGHT ORNAMENTAL FRONT PANEL
15	TG7010	OREILLE GAUCHE	LEFT ORNAMENTAL FRONT PANEL

nota: chemises 2GR / 2 units casing = 2x RB3042 - chemises 3GR / 3 units casing = 2x RB3042 + 1x RB3043

chemises 4GR / 4 units casing = 2xRB3042 + 2xRB3043



01/14


TWIN MIRA - TRI MIRA -
QUATTRO MIRA

UNIC

110

PLANCHE/PLATE : 111

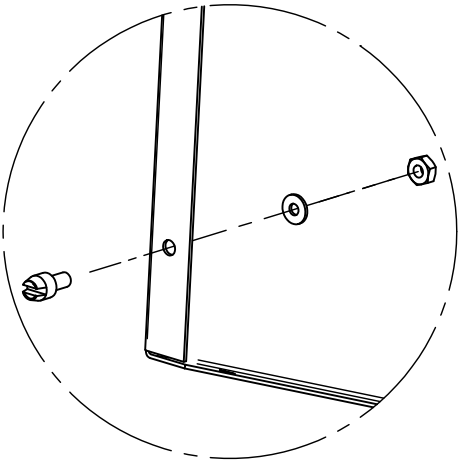
REP	REF	DESIGNATION	
1	RB3009	COTE GAUCHE MIRA SCOTCH BRITE HAUT	LEFT SIDE HIGH MIRA
1	RB3010	COTE DROIT MIRA SCOTCH BRITE HAUT	RIGHT SIDE HIGH MIRA
2	RB3007	PLEXI COTE GAUCHE MIRA	LEFT SIDE PLEXIGLASS MIRA
2	RB3008	PLEXI COTE DROIT MIRA	RIGHT SIDE PLEXIGLASS MIRA
3	RB3022	CHAUFFE TASSE MIRA 2GR	2 UNITS CUP WARMER
4	RB3025	VERRIERE L300	CUP RACK
5	RB3002	CALANDRE MIRA 2GR	2 UNITS FRONT PANEL
6	46196	BANDEAU MIRA 2GR	2 UNITS MIRA STRIP
7	45124	BOITIER D2 230V	ELECTRONIC BOX 230V D2
7	45125	BOITIER D2 115V	ELECTRONIC BOX 115V D2
7	45126	BOITIER D3 230V	ELECTRONIC BOX 230V D3
7	45127	BOITIER D3 115V	ELECTRONIC BOX 115V D3
8	45048	BOITIER EAU CHAUDE/VAPEUR	ELECTRONIC HOT WATER/STEAM BOX
9	RB3062	GRILLE DE BASSINE MIRA 2GR	2 UNITS OVERFLOW TRAY GRID
10	TG7002	JOUE DE BASSINE DROITE	RIGHT ORNAMENTAL HOLDER
10	TG7000	JOUE DE BASSINE GAUCHE	LEFT ORNAMENTAL HOLDER
11	RB3032	DEVANT DE BASSINE 2GR	OVERFLOW TRAY FRONT 2GR
12	TG4000	ENJOLIVEUR JOUE DE BASSINE G	LEFT ORNAMENTAL OVERFLOW TRAY
12	TG4002	ENJOLIVEUR JOUE DE BASSINE D	RIGHT ORNAMENTAL OVERFLOW TRAY
13	RB3049	DEVANT 2GR HAUT	2 UNITS HIGH FRONT
14	RB3042	CHEMISE ARRIERE MIRA	REAR CASING
15	TG7012	OREILLE DROITE	RIGHT ORNAMENTAL FRONT PANEL
15	TG7010	OREILLE GAUCHE	LEFT ORNAMENTAL FRONT PANEL
16	DV3352	REHAUSSE DE BASSINE	ENHANCER OVERFLOW
17	43408	INTERRUPTEUR CAFE	COFFEE SWITCH
18	NM-279	BOITE ELEC NIVEAU	ELECTRONIC LEVEL BOX
19	RB3074	CALANDRE MIRA 2GR MANUELLE	2 UNITS MANUAL FRONT PANEL



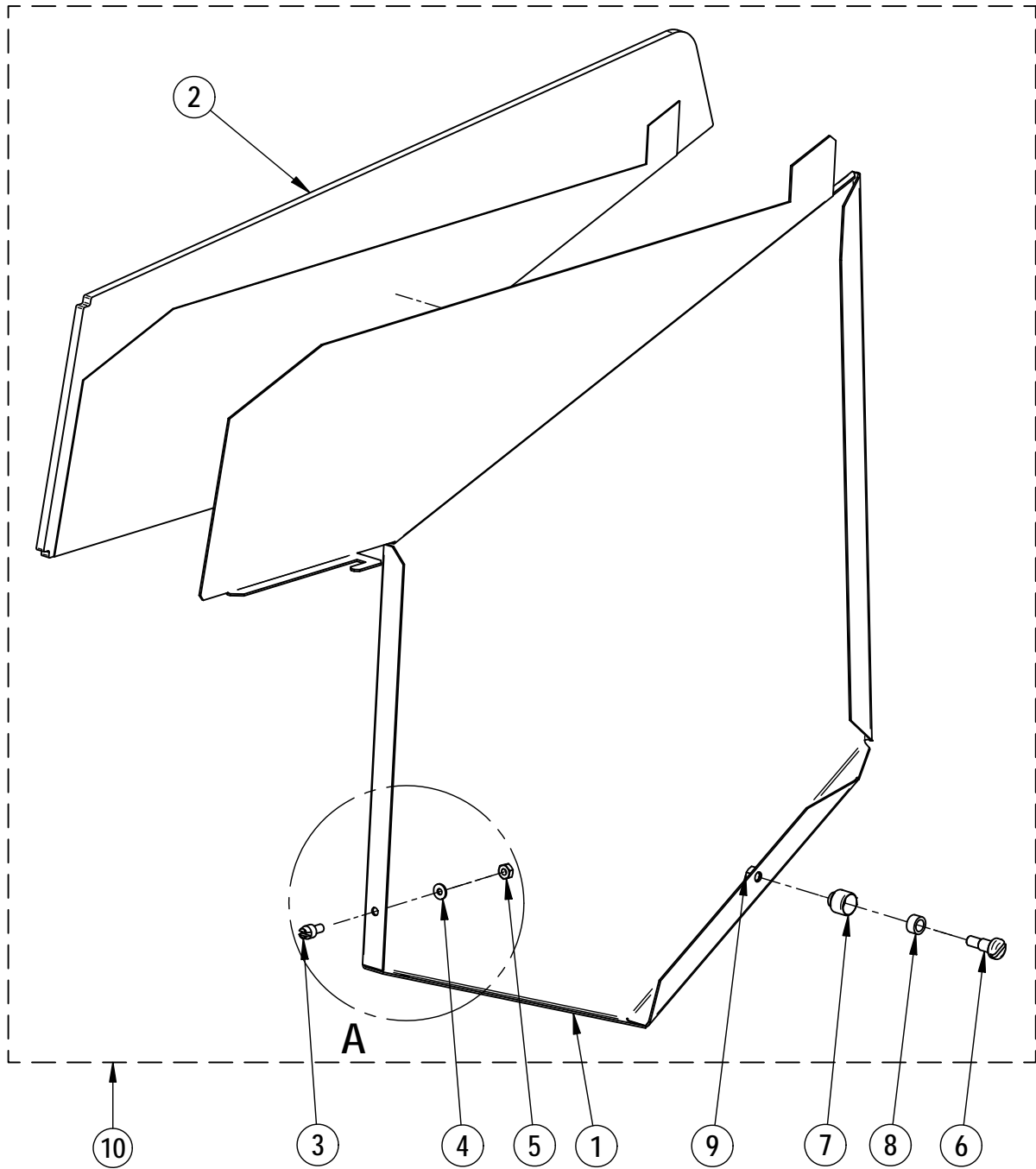
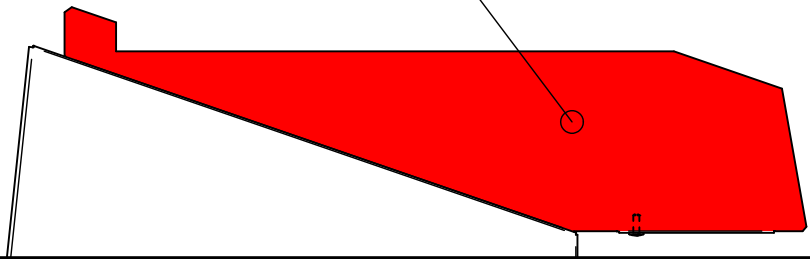
PLANCHE/PLATE : 115

REP	REF		DESIGNATION
1	RB3005	COTE GAUCHE SCOTCH BRITE	LEFT SIDE
1	RB3006	COTE DROIT SCOTCH BRITE	RIGHT SIDE
1	RB3009	COTE GAUCHE SCOTCH BRITE HAUT	LEFT SIDE HIGH
1	RB3010	COTE DROIT SCOTCH BRITE HAUT	RIGHT SIDE HIGH
2	RB3007	PLEXI COTE GAUCHE	LEFT SIDE PLEXIGLASS
2	RB3008	PLEXI COTE DROIT	RIGHT SIDE PLEXIGLASS
3	FR4056	VIS SPECIAL COTE	SIDE SCREW
4	PG-15B	RONDELLE INOX 4.2X10X0.8	WASHER
5	PG-14	ECROU M4	NUT M4
6	50215	VIS EPAULEE COTE	SIDE SCREW
7	60002	DOUILLE RESSORT ELASTOMERE	RUBBER SPRING SOCKET
8	28904	RESSORT ELASTOMERE	RUBBER SPRING
9	51100	ECROU M5 INOX	NUT M5
10	RB1400	COTE GAUCHE MIRA MONTE	COMPLET LEFT SIDE MIRA
10	RB1401	COTE DRIOT MIRA MONTE	COMPLET RIGHT SIDE MIRA
10	RB1410	COTE GAUCHE MIRA HAUTE MONTE	COMPLET LEFT SIDE HIGH MIRA
10	RB1411	COTE DROITE MIRA HAUTE MONTE	COMPLET RIGHT SIDE HIGH MIRA

DETAIL A

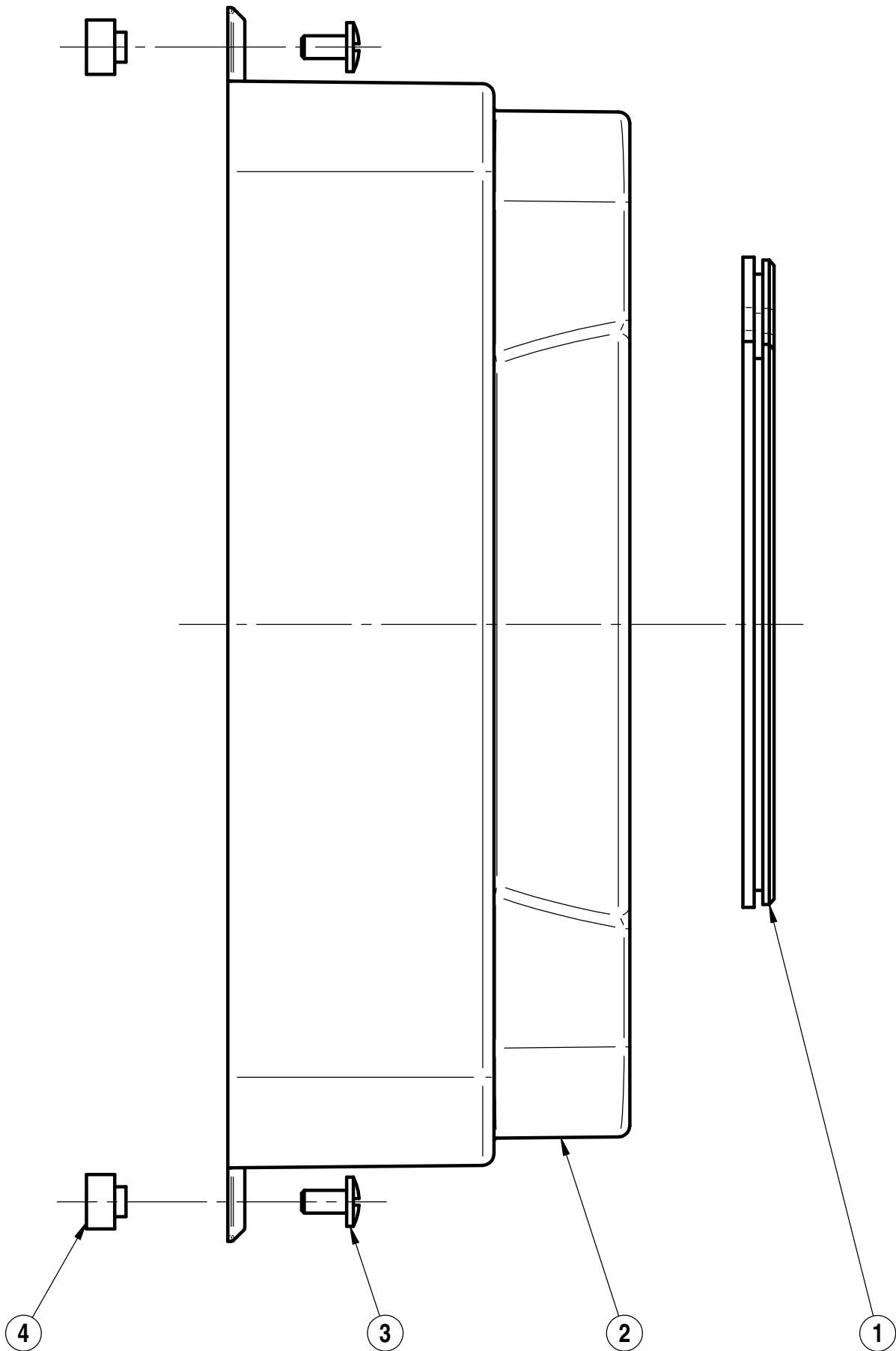


NOTA: PENSER A DEGRAISSER CETTE SURFACE DE LA PIECE RB3005/RB3006 OU RB3009/RB3010 AVANT LE COLLAGE DE LA PIECE PLEXI / THINK DEGREASING AREA OF THE PART RB3005/RB3006 OR RB3009/RB3010 BEFORE STICKING THE PLEXIGLASS PART.



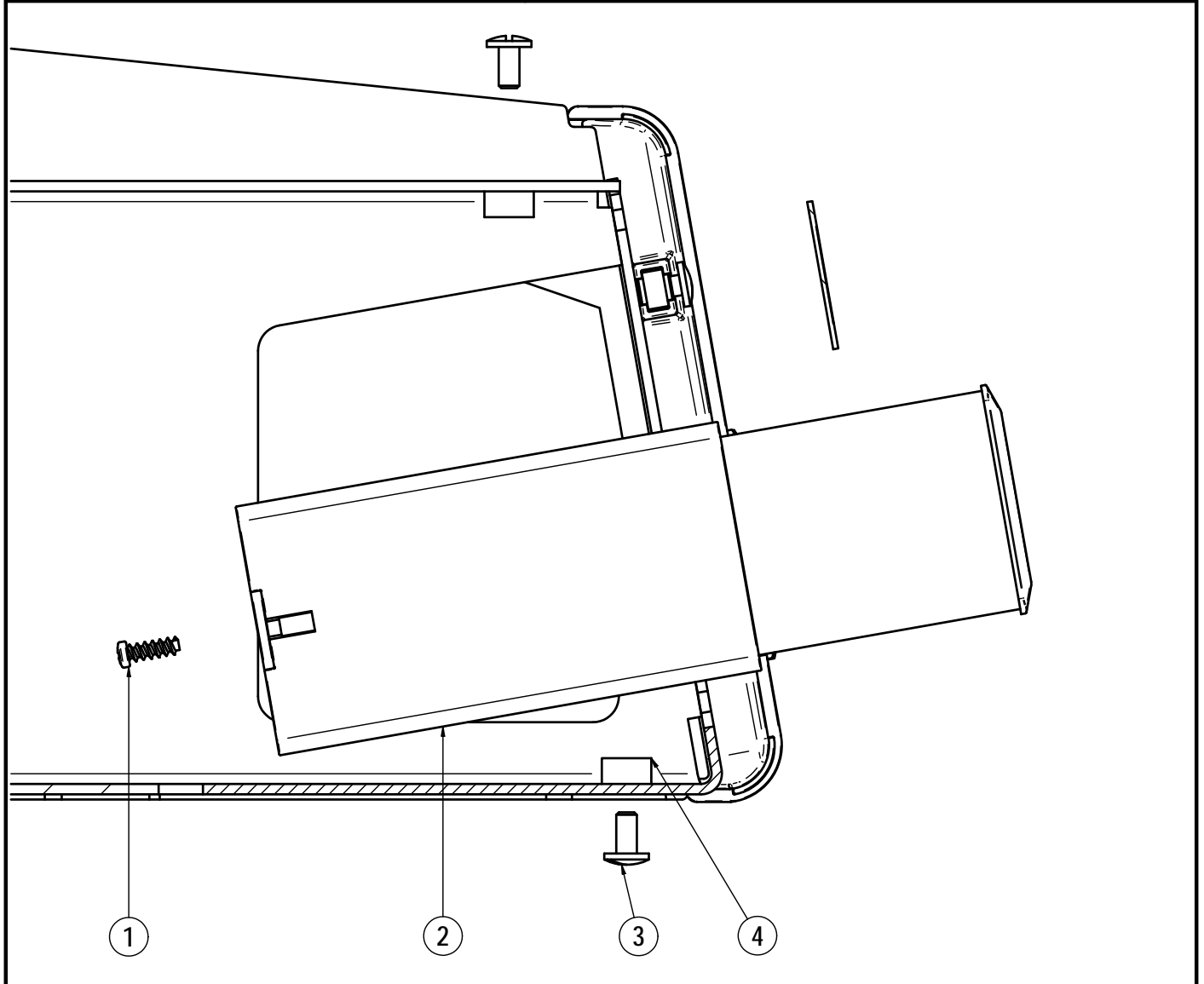
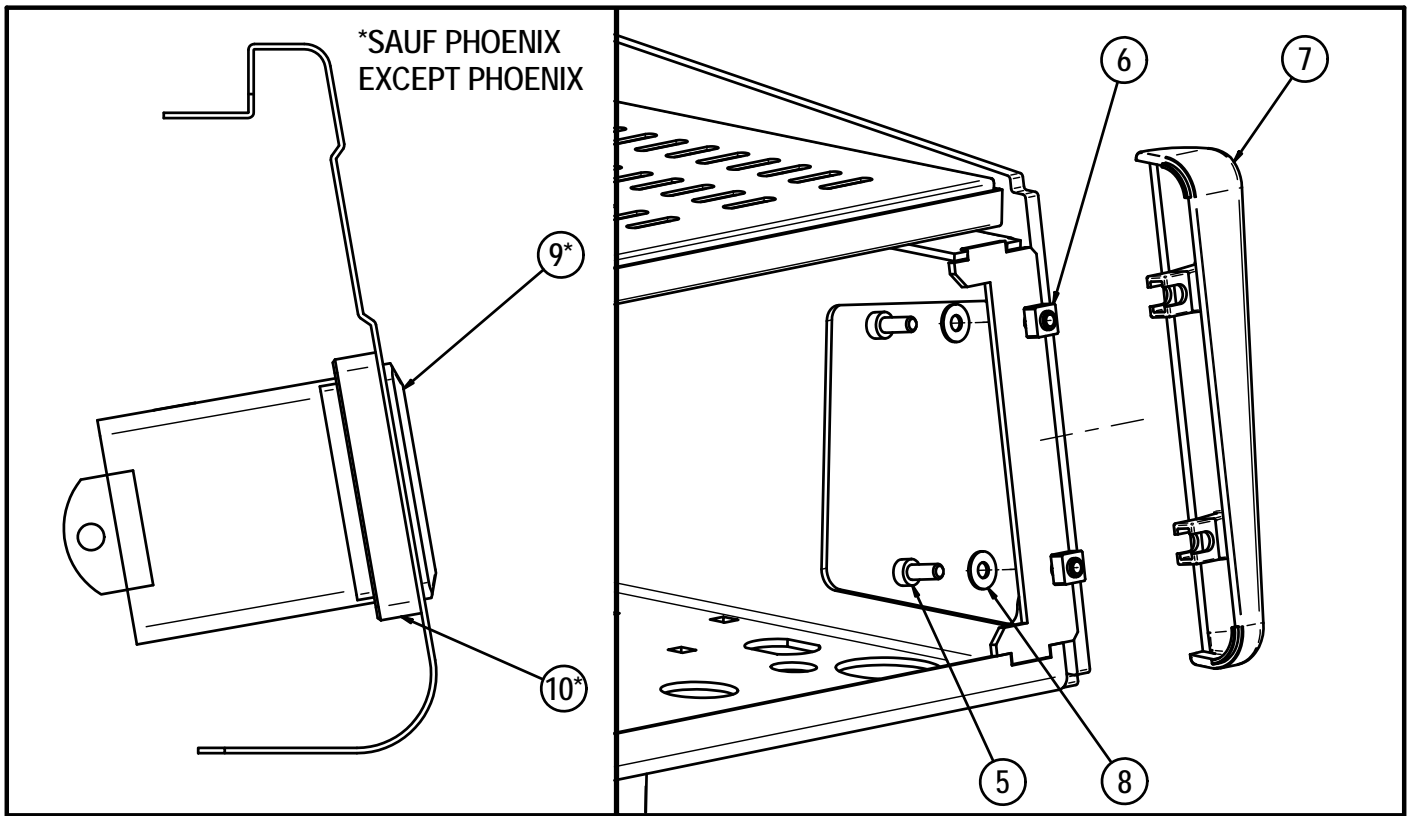
PLANCHE/PLATE : 200

REP	REF		DESIGNATION
1	DV-164	JOINT POUR JUPETTE NSF	GASKET COVER
2	DV-163	JUPETTE PLASTIQUE MOD	COVER PLASTIC
3	ID-129	VIS INOX POELIER VM 4 X 8	SCREW 4 X 8
4	52514	ECROU RAPIDE M4 EP:2	NUT M4



PLANCHE/PLATE : 210

REP	REF		DESIGNATION
1	50703	VIS PARKER N6 9.5 SP CRUCIF.	PARKER SCREW
2	45003	PATTE DE FIXATION	FASTENING LUG
3	CN-694	VIS POELIER M 4 X 12 INOX	SCREW M4 X 12
4	52514	ECROU RAPIDE M4 EP:2	NUT M4
5	PE-59	VIS TCHC M4x10 INOX	SCREW 4 X 10
6	TG4004	ECROU INSERT	INSERT NUT
7	TG7010	OREILLE GAUCHE	LEFT ORNAMENTAL FRONT PANEL
7	TG7012	OREILLE DROITE	RIGHT ORNAMENTAL FRONT PANEL
8	PG-15B	RONDELLE INOX 4.2X10X0.8	WASHER
9	45048	BOITIER EAU CHAUDE/VAPEUR	ELECTRONIC HOT WATER/STEAM BOX
10	ED-20	RECTANGLE FIXATION BOITE	RUBBER FIXING FOR ELECTRO BOX

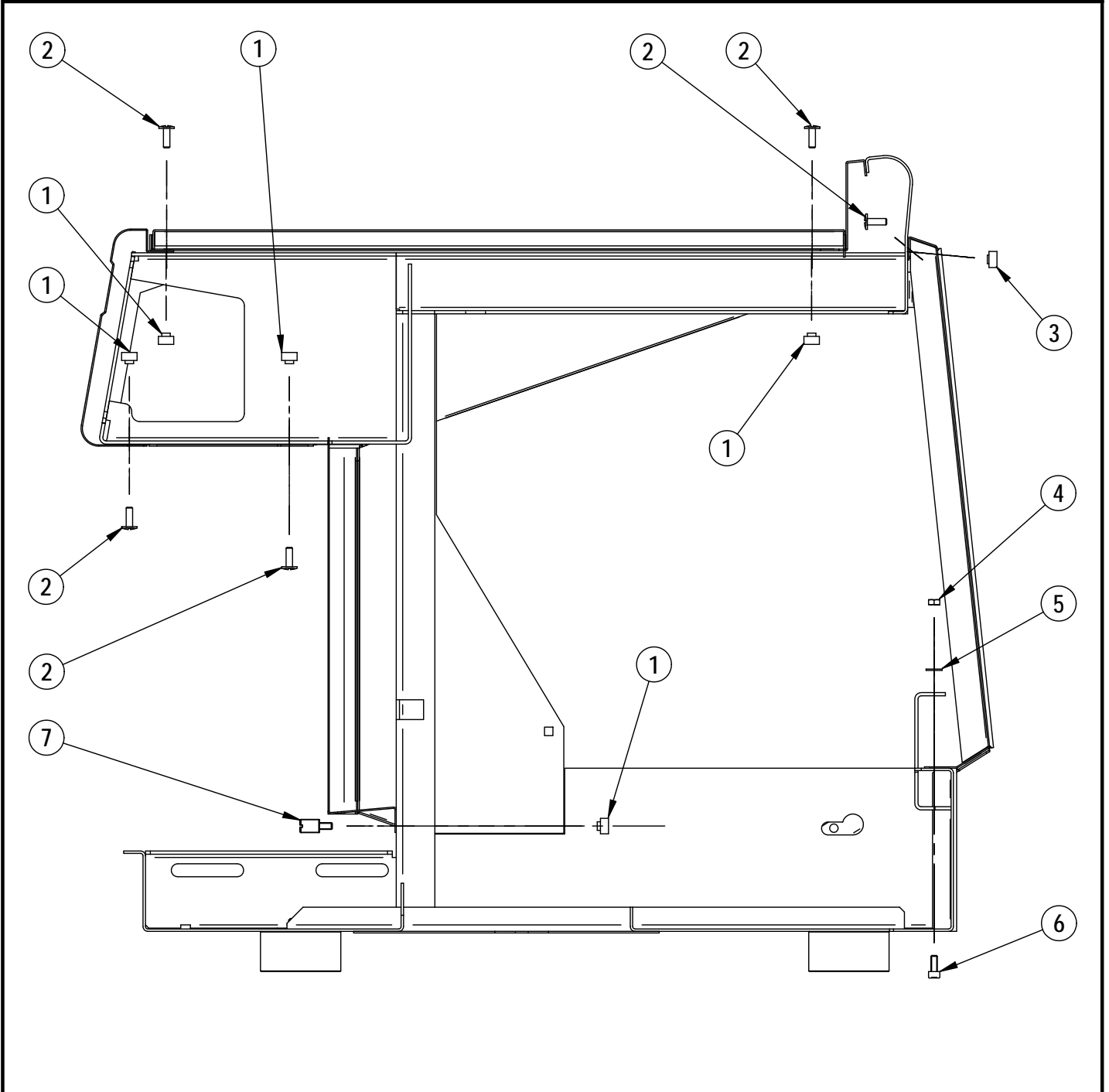
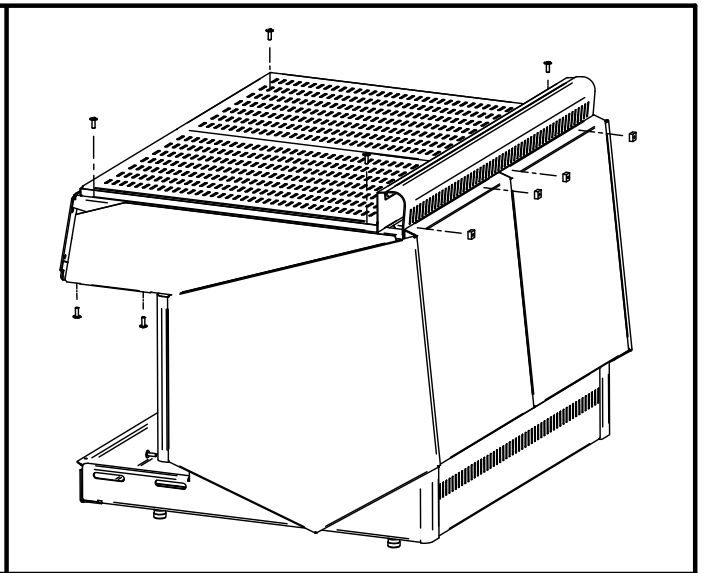
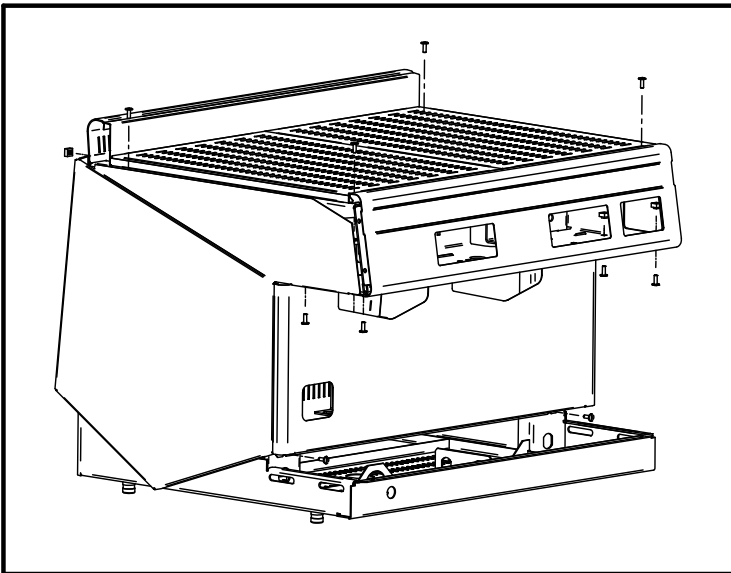


01/14 FACE AVANT
FRONT

UNIC 210

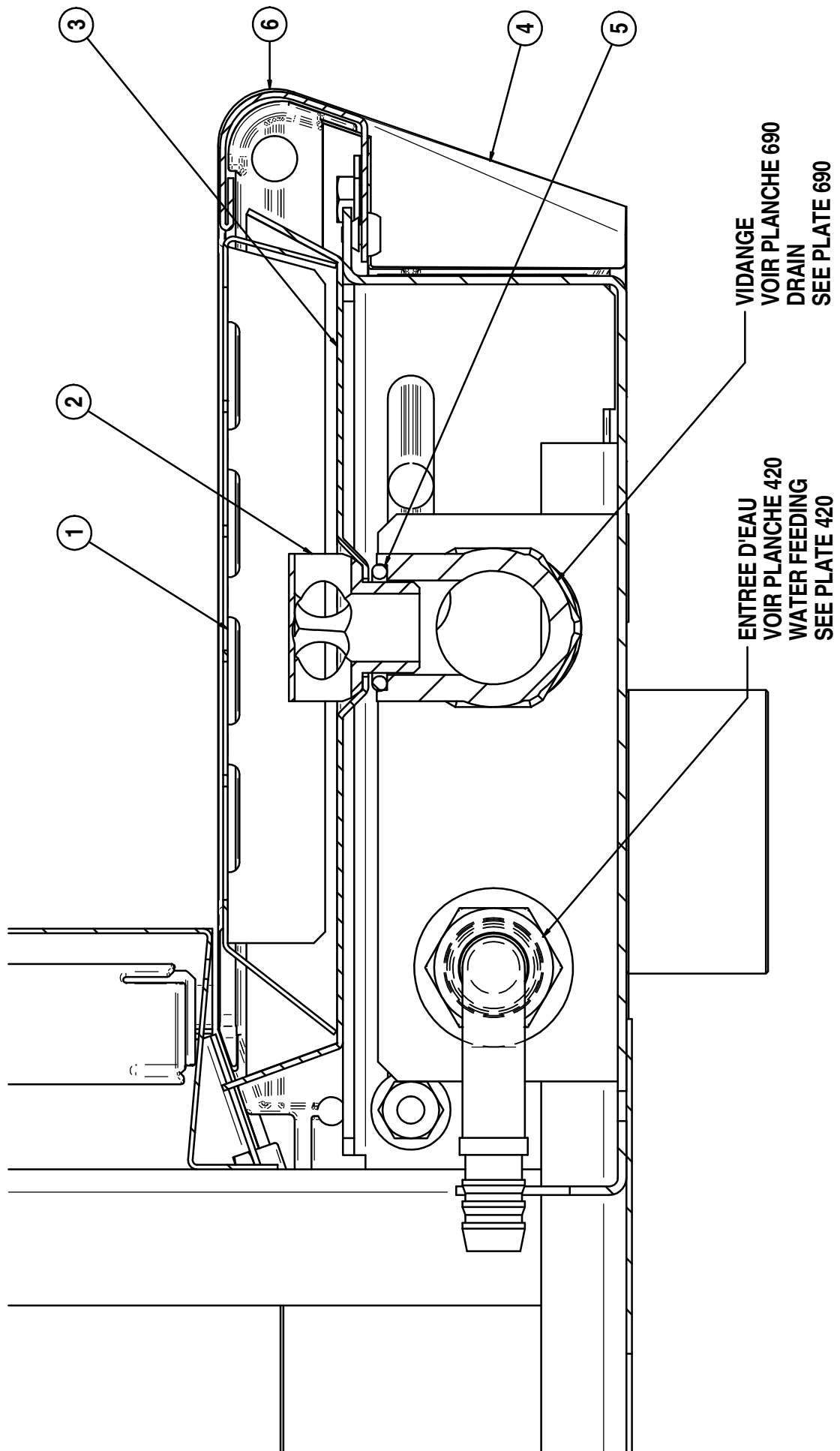
PLANCHE/PLATE : 220

REP	REF		DESIGNATION
1	52514	ECROU RAPIDE M4 EP:2	NUT M4
2	CN-694	VIS POELIER M 4 X 12 INOX	SCREW M4 X 12
3	CN-661	ECROU RAPID M4 EN CAGE /1_1,6	INSERT NUT M4
4	PG-14	ECROU M4	NUT M4
5	PG-15B	RONDELLE INOX 4.2X10X0.8	WASHER
6	PE-59	VIS TCHC M4x10 INOX	SCREW 4 X 10
7	RB4004	VIS BUTEE BASSINE	STOP SCREW



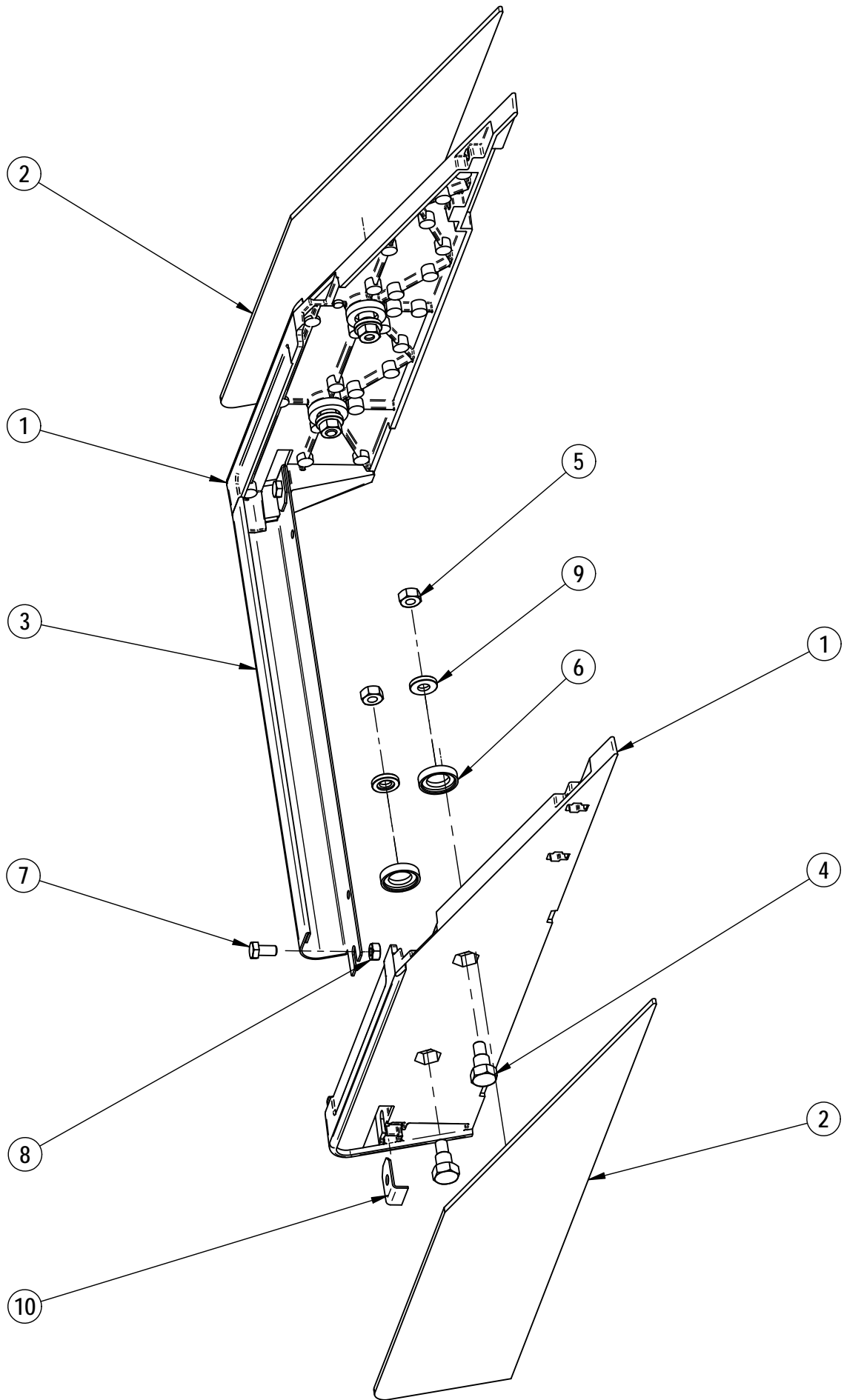
PLANCHE/PLATE : 230

REP	REF		DESIGNATION
1	RB3061	GRILLE DE BASSINE 1GR	1 UNIT OVERFLOW TRAY GRID
1	RB3062	GRILLE DE BASSINE 2GR	2 UNITS OVERFLOW TRAY GRID
1	RB3063	GRILLE DE BASSINE 3GR	3 UNITS OVERFLOW TRAY GRID
1	RB3064	GRILLE DE BASSINE 4GR	4 UNITS OVERFLOW TRAY GRID
2	B-53	ECROU CHROME BLOPAGE BASSINE	OVERFLOW-TRAY LOCK NUT
3	RB3051	BASSINE 1GR	1 UNIT OVERFLOW TRAY
3	RB3052	BASSINE 2GR	2 UNITS OVERFLOW TRAY
3	RB3053	BASSINE 3GR	3 UNITS OVERFLOW TRAY
3	RB3054	BASSINE 4GR	4 UNITS OVERFLOW TRAY
4	TG7002	JOUE DE BASSINE DROITE	RIGHT ORNAMENTAL HOLDER
4	TG7000	JOUE DE BASSINE GAUCHE	LEFT ORNAMENTAL HOLDER
5	27845	JOINT TORIQUE 2.62 X 17.13	O-RING 2.62 X 17.13
6	RB3031	DEVANT DE BASSINE 1GR	OVERFLOW TRAY FRONT 1GR
6	RB3032	DEVANT DE BASSINE 2GR	OVERFLOW TRAY FRONT 2GR
6	RB3033	DEVANT DE BASSINE 3GR	OVERFLOW TRAY FRONT 3GR
6	RB3034	DEVANT DE BASSINE 4GR	OVERFLOW TRAY FRONT 4GR



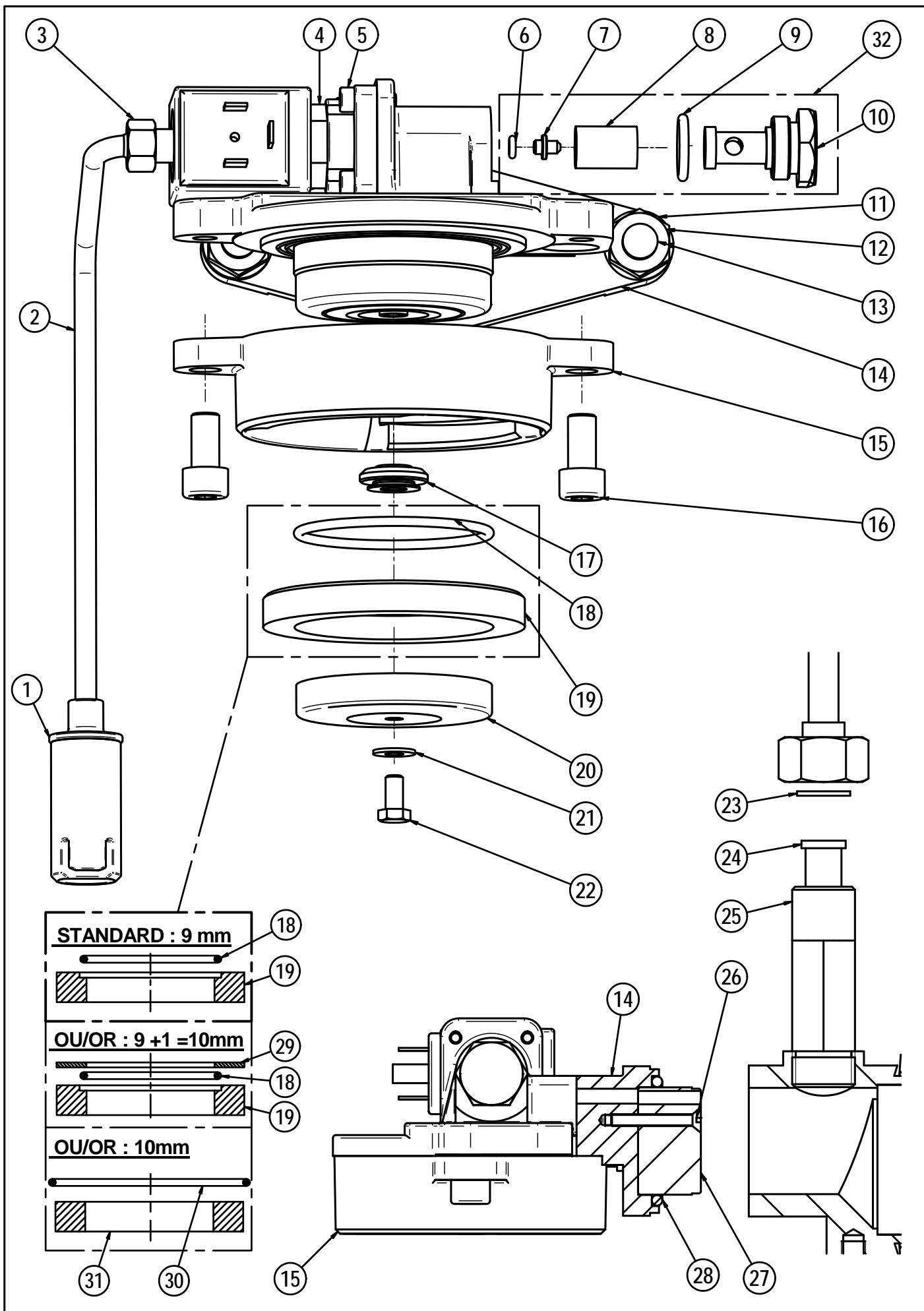
PLANCHE/PLATE : 235

REP	REF		DESIGNATION
1	TG7000	JOUE DE BASSINE GAUCHE	LEFT ORNAMENTAL HOLDER
1	TG7002	JOUE DE BASSINE DROITE	RIGHT ORNAMENTAL HOLDER
2	TG4000	ENJOLIVEUR JOUE DE BASSINE G	LEFT ORNAMENTAL OVERFLOW TRAY
2	TG4002	ENJOLIVEUR JOUE DE BASSINE D	RIGHT ORNAMENTAL OVERFLOW TRAY
3	RB3031	DEVANT DE BASSINE 1GR	OVERFLOW TRAY FRONT 1GR
3	RB3032	DEVANT DE BASSINE 2GR	OVERFLOW TRAY FRONT 2GR
3	RB3033	DEVANT DE BASSINE 3GR	OVERFLOW TRAY FRONT 3GR
3	RB3034	DEVANT DE BASSINE 4GR	OVERFLOW TRAY FRONT 4GR
4	TG4005	AXE JOUE DE BASSINE	AXLE
5	51150	ECROU NYLSTOP M6	NUT NYLSTOP M6
6	TG4006	BAGUE EPAULEE	PLASTIC RING
7	50204	VIS TH M5 x 10 INOX	SCREW M5 X 10
8	51100	ECROU M5 INOX	NUT M5
9	RB4002	RONDELLE EPAULEE	WASHER
10	TG2004	RONDELLE TOLE	SHEET METAL WASHER



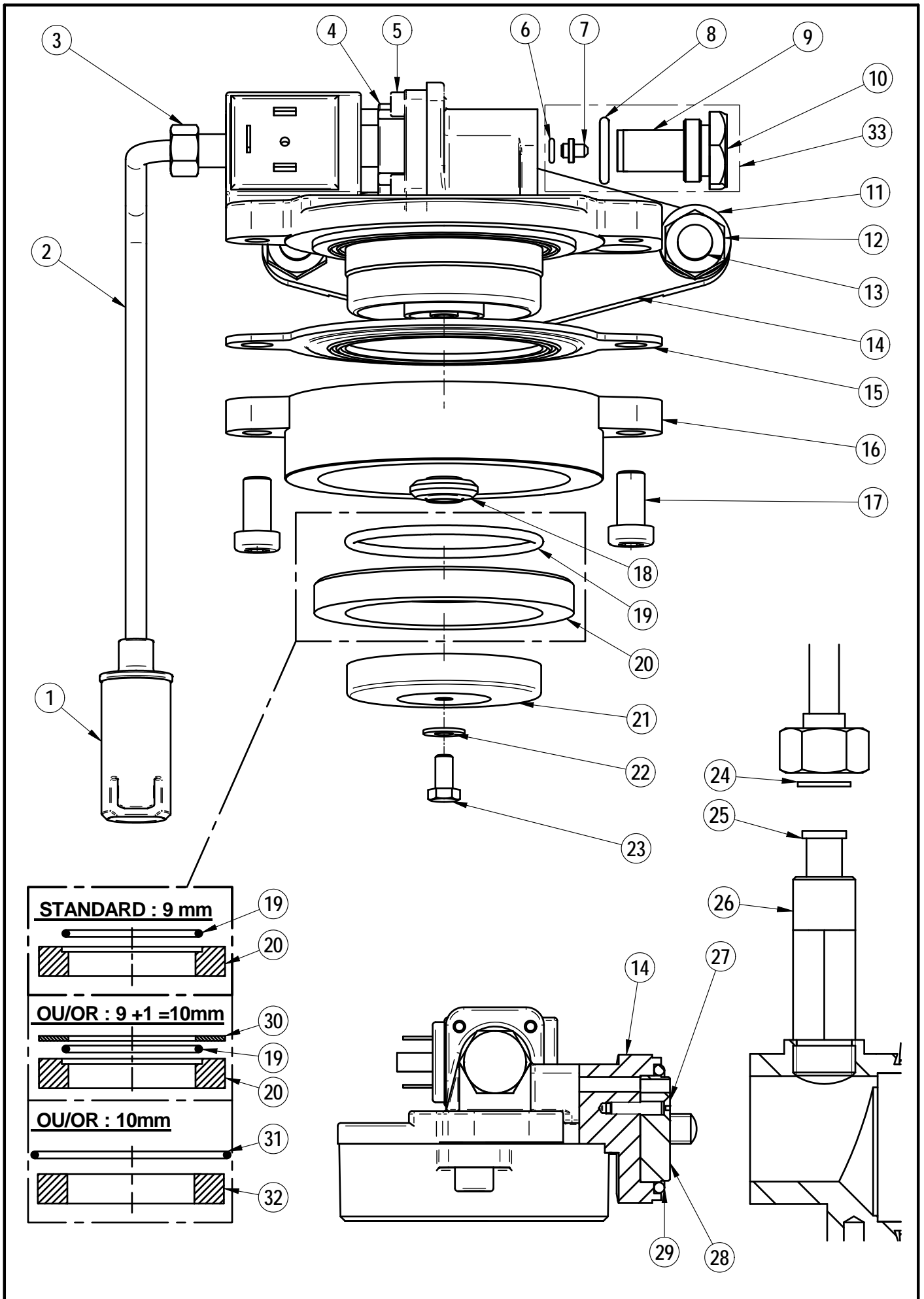
PLANCHE/PLATE : 240

REP	REF		DESIGNATION
1	DV1049	EMBOUT DE DECOMPRESSION	DECOMPRESSION TIP
2	DV6039	TUBE DE DECOMPRESSION	PIPE GROUP DISCHARGE
2	DV6059	TUBE DE DECOMPRESSION H150	PIPE GROUP DISCHARGE H150
3	24455	ECROU 1/8	NUT 1/8
4	PI-45X	ELECTROV. 3V SANS BOBINE	ELECTOVALVE 3W WITHOUT COIL
5	MI-80	VIS TCHC M4x12 INOX	SCREW M4 X 12
6	TC-80	JOINT TORIQUE 1,78X2,90 FKM	GASKET 1.78X2.90 FKM
7	23117	GICLEUR DIAM:0,7	JET DIAM. 0.7
8	CF-326	FILTRE INOX D.int=12 H=17,5	FILTER D:12 H:17,5
9	PH-54	JOINT TORIQUE 2,62X13,95 EPDM	O RING - 13.95 x 2.62
10	23100	PORTE GICLEUR	GICLUER HOLDER
11	CH-62	RONDELLE ACIER ZINGUEE DE 10	WASHER
12	CH-64	ECROU ACIER ZN Hu 10	NUT M10
13	CH-63	GOUJON ACIER NICKELE M10	SCREW M10 -STUD
14	ID-18	CORPS DE GROUPE INJECTION	GROUP BODY - INJECTION
15	PE-6	PORTE COUPE LAITON CHROME	BOWL-HOLDER
16	C-48	VIS TCHC M8X16 INOX	SCREW M8 X 16
17	31910	RONDELLE DIFFUSEUR GROUPE	WASHER DIFFUSER
18	27800	JOINT TORIQUE 2.62 X 52.07 NBR	GASKET 2.62 X 52.07
19	PC-17	JOINT DE COUPE 57 x 75 x 9	HEAD GASKET 9mm
20	ID-103	FILTRE TASSOIR	PACKER FILTER
21	51600	RONDELLE INOX MOYENNE DE 5	WASHER
22	50204	VIS TH M5 x 10 INOX	SCREW M5 X 10
23	CH-17	JOINT CUIVRE RECUIT 1/2	WASHER - COPPER - 1/2
24	DV4000	TUBE TEFLON ALIM. GROUPE L:72	UNIT FEEDING TUBE
24	DV4001	TUBE TEFLON ALIM. GROUPE L:60	UNIT FEEDING TUBE
25	ID-23	RACCORD ALIM.1/2M-M	FITTING 1/2-1/2
26	ID-38	VIS INOX TF 4 x 30	SCREW M4 X 30
27	ID-3	ISOLANT TEFLON BLANC ep:21mm	INSULATOR
28	PE-28	JOINT TORIQUE 3,53X36,09 FKM	GASKET - 36.09 x 3.53
29	PC-60	RONDELLE EPDM 1mm	EPDM WASHER 1mm
30	PE-25	JOINT TORIQUE 2,62X74,27 FKM	GASKET - 74.27 x 2.62
31	PC-17E	JOINT DE COUPE 57 x 75 x 10	HEAD GASKET 10mm
32	23127	KIT PORTE GICLEUR Ø0.7	GICLUER Ø 0.7 KIT



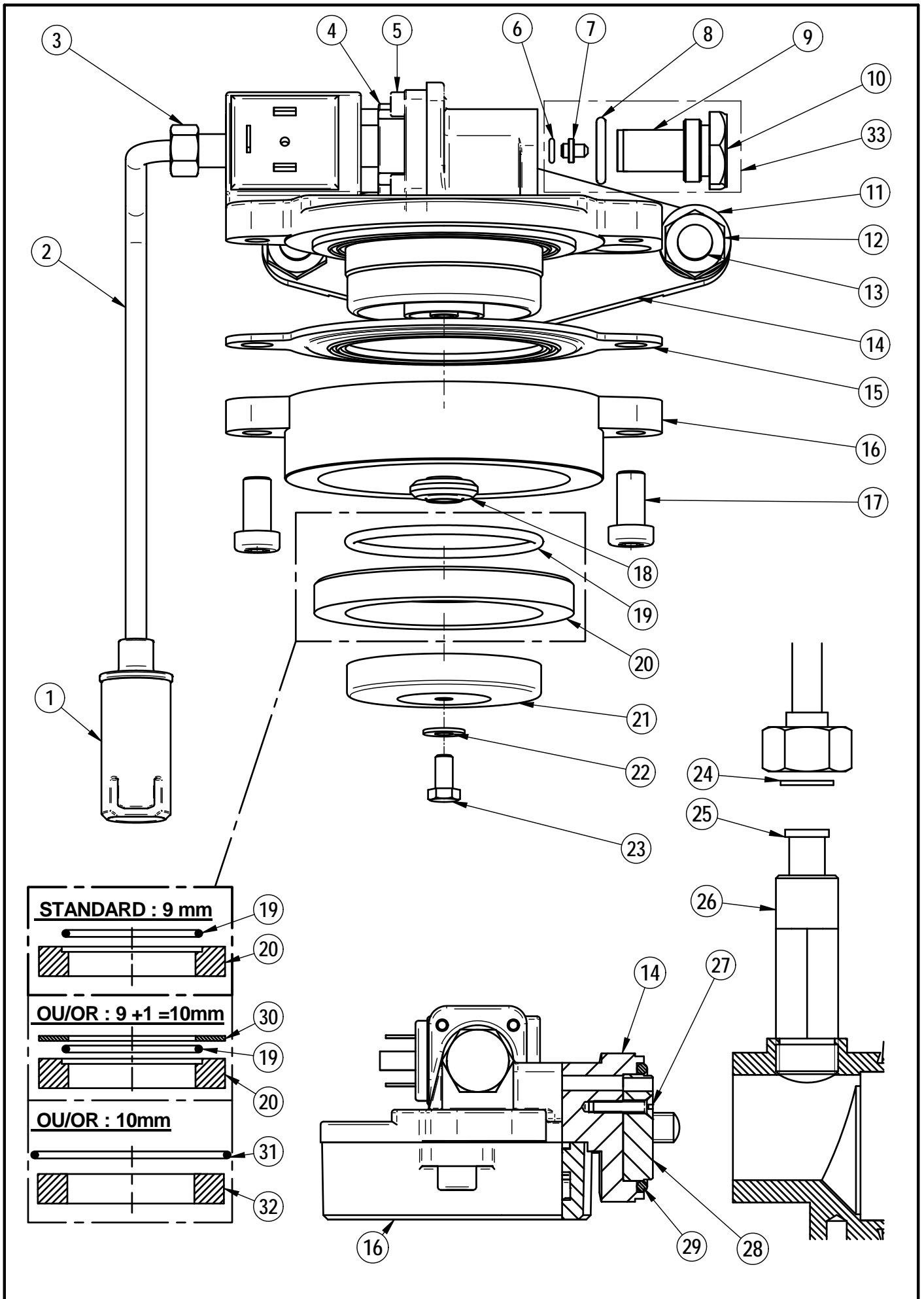
PLANCHE/PLATE : 241

REP	REF		DESIGNATION
1	DV1049	EMBOUT DE DECOMPRESSION	DECOMPRESSION TIP
2	DV6039	TUBE DE DECOMPRESSION	PIPE GROUP DISCHARGE
2	DV6059	TUBE DE DECOMPRESSION H150	PIPE GROUP DISCHARGE H150
3	24455	ECROU 1/8	NUT 1/8
4	PI-45X	ELECTROV. 3V SANS BOBINE	ELECTOVALVE 3W WITHOUT COIL
5	MI-80	VIS TCHC M4x12 INOX	SCREW M4 X 12
6	TC-80	GOULOTTE AVANT	FRONT CHUTE
7	23117	GICLEUR DIAM:0,7	JET DIAM. 0.7
8	PH-54	JOINT TORIQUE 2,62X13,95 EPDM	O RING - 13.95 x 2.62
9	CF-326	FILTRE INOX D.int=12 H=17,5	FILTER D:12 H:17,5
10	23100	PORTE GICLEUR	GICLUER HOLDER
11	CH-62	RONDELLE ACIER ZINGUEE DE 10	WASHER
12	CH-64	ECROU ACIER ZN Hu 10	NUT M10
13	CH-63	GOUJON ACIER NICKELE M10	SCREW M10 -STUD
14	ID-18C	CORPS DE GROUPE INJECTION CREMA	CREMA GROUP BODY - INJECTION
15	DO-196	RONDELLE ENTRETOISE 2MM	WASHER SPACER 2 MM
16	PE-6	PORTE COUPE LAITON CHROME	BOWL-HOLDER
17	CN-51	VIS INOX TCHC 8 x 20	SCREW M8 X 20
18	31910	RONDELLE DIFFUSEUR GROUPE	WASHER DIFFUSER
19	27800	JOINT TORIQUE 2.62 X 52.07 NBR	GASKET 2.62 X 52.07
20	PC-17	JOINT DE COUPE 57 x 75 x 9	HEAD GASKET 9mm
21	ID-103	FILTRE TASSOIR	PACKER FILTER
22	51600	RONDELLE INOX MOYENNE DE 5	WASHER
23	50204	VIS TH M5 x 10 INOX	SCREW M5 X 10
24	CH-17	JOINT CUIVRE RECUIT 1/2	WASHER - COPPER - 1/2
25	DV4000	TUBE TEFLON ALIM. GROUPE L:72	UNIT FEEDING TUBE
25	DV4001	TUBE TEFLON ALIM. GROUPE L:60	UNIT FEEDING TUBE
26	ID-23	RACCORD ALIM.1/2M-M	FITTING 1/2-1/2
27	CN-124	VIS INOX TF 4 x 20	SCREW M4 X 20
28	31950	ISOLANT TEFLON BLANC ep:10mm	INSULATOR
29	PE-28	JOINT TORIQUE 3,53X36,09 FKM	GASKET - 36.09 x 3.53
30	PC-60	RONDELLE EPDM 1mm	EPDM WASHER 1mm
31	PE-25	JOINT TORIQUE 2,62X74,27 FKM	GASKET - 74.27 x 2.62
32	PC-17E	JOINT DE COUPE 57 x 75 x 10	HEAD GASKET 10mm
33	23127	KIT PORTE GICLEUR Ø0.7	GICLUER Ø 0.7 KIT



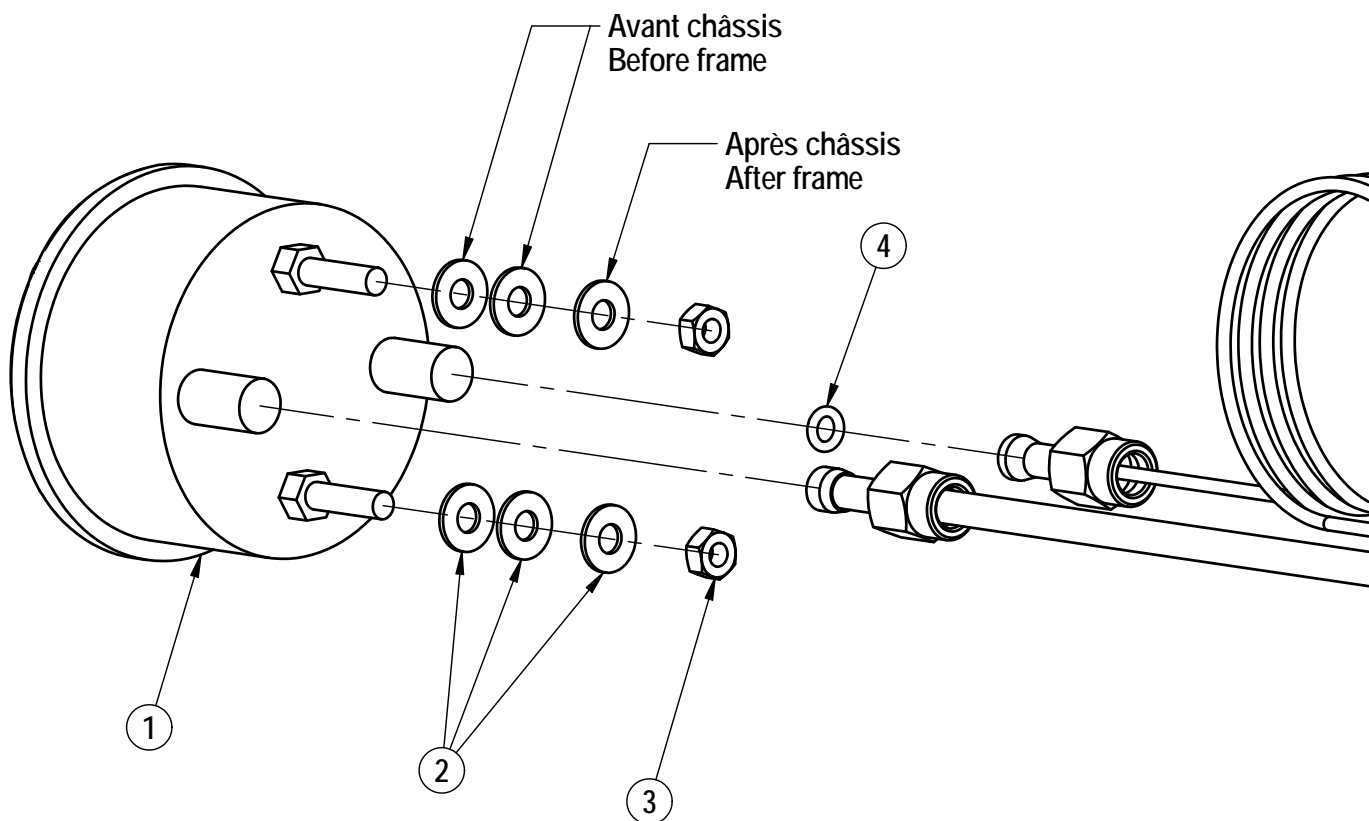
PLANCHE/PLATE : 242

REP	REF		DESIGNATION
1	DV1049	EMBOUT DE DECOMPRESSION	DECOMPRESSION TIP
2	DV6039	TUBE DE DECOMPRESSION	PIPE GROUP DISCHARGE
2	DV6059	TUBE DE DECOMPRESSION H150	PIPE GROUP DISCHARGE H150
3	24455	ECROU 1/8	NUT 1/8
4	PI-45X	ELECTROV. 3V SANS BOBINE	ELECTOVALVE 3W WITHOUT COIL
5	MI-80	VIS TCHC M4x12 INOX	SCREW M4 X 12
6	TC-80	GOULOTTE AVANT	FRONT CHUTE
7	23117	GICLEUR DIAM:0,7	JET DIAM. 0.7
8	PH-54	JOINT TORIQUE 2,62X13,95 EPDM	O RING - 13.95 x 2.62
9	CF-326	FILTRE INOX D.int=12 H=17,5	FILTER D:12 H:17,5
10	23100	PORTE GICLEUR	GICLUER HOLDER
11	CH-62	RONDELLE ACIER ZINGUEE DE 10	WASHER
12	CH-64	ECROU ACIER ZN Hu 10	NUT M10
13	CH-63	GOUJON ACIER NICKELE M10	SCREW M10 -STUD
14	ID-18C	CORPS DE GROUPE INJECTION CREMA	CREMA GROUP BODY - INJECTION
15	31900	RONDELLE ENTRETOISE 1MM	WASHER SPACER 1MM
16	PE-6	PORTE COUPE LAITON CHROME	BOWL-HOLDER
17	CN-51	VIS INOX TCHC 8 x 20	SCREW M8 X 20
18	31910	RONDELLE DIFFUSEUR GROUPE	WASHER DIFFUSER
19	27800	JOINT TORIQUE 2.62 X 52.07 NBR	GASKET 2.62 X 52.07
20	PC-17	JOINT DE COUPE 57 x 75 x 9	HEAD GASKET 9mm
21	ID-103	FILTRE TASSOIR	PACKER FILTER
22	51600	RONDELLE INOX MOYENNE DE 5	WASHER
23	50204	VIS TH M5 x 10 INOX	SCREW M5 X 10
24	CH-17	JOINT CUIVRE RECUIT 1/2	WASHER - COPPER - 1/2
25	DV4000	TUBE TEFLON ALIM. GROUPE L:72	UNIT FEEDING TUBE
25	DV4001	TUBE TEFLON ALIM. GROUPE L:60	UNIT FEEDING TUBE
26	ID-23	RACCORD ALIM.1/2M-M	FITTING 1/2-1/2
27	CN-124	VIS INOX TF 4 x 20	SCREW M4 X 20
28	31950	ISOLANT TEFLON BLANC ep:10mm	INSULATOR
29	PE-28	JOINT TORIQUE 3,53X36,09 FKM	GASKET - 36.09 x 3.53
30	PC-60	RONDELLE EPDM 1mm	EPDM WASHER 1mm
31	PE-25	JOINT TORIQUE 2,62X74,27 FKM	GASKET - 74.27 x 2.62
32	PC-17E	JOINT DE COUPE 57 x 75 x 10	HEAD GASKET 10mm
33	23127	KIT PORTE GICLEUR Ø0.7	GICLUER Ø 0.7 KIT

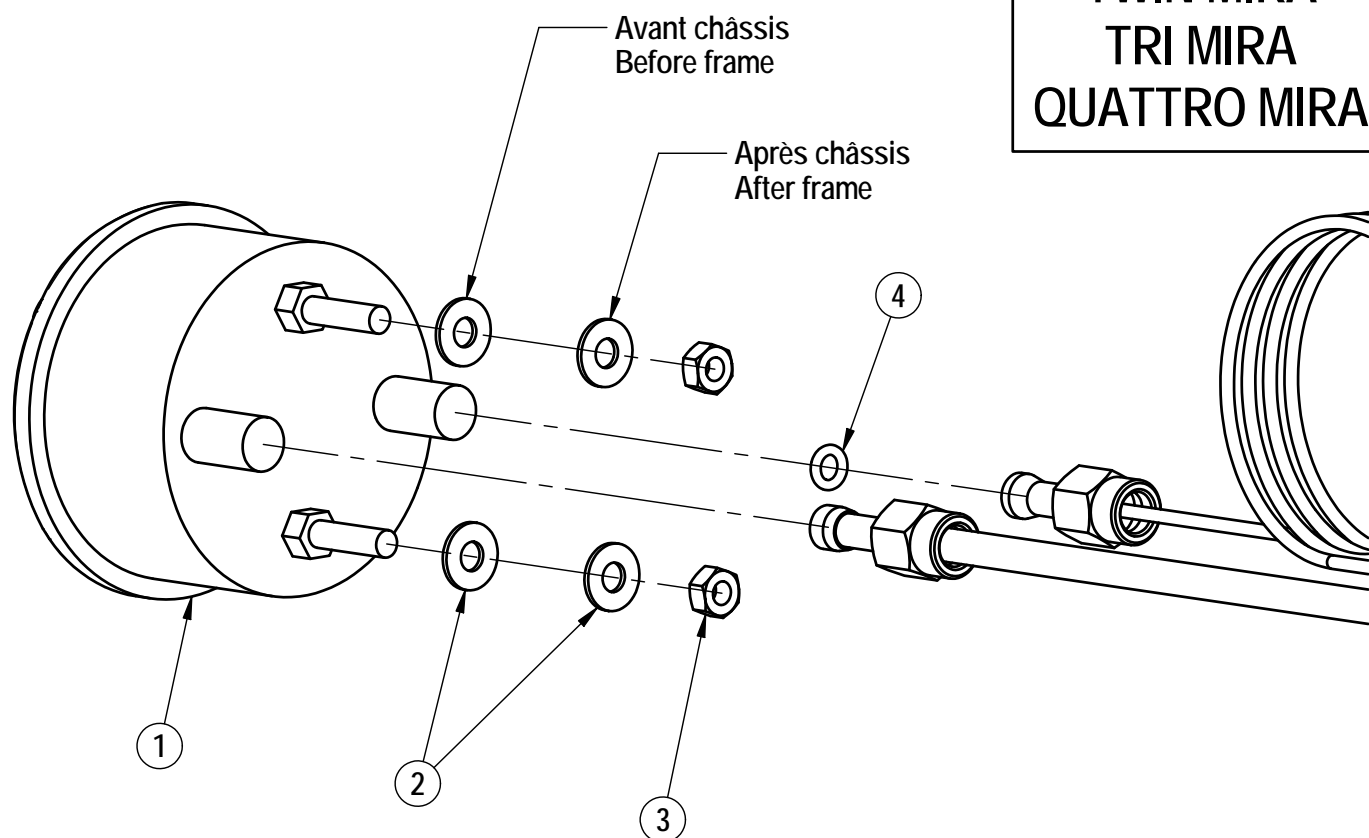


PLANCHE/PLATE : 250

REP	REF		DESIGNATION
1	ID-82E	MANOMETRE DOUBLE 3,5 x 20 B.	MANOMETER
2	CF-194	RONDELLE LAITON DE 5 MOYENNE	WASHER
3	51100	ECROU M5 INOX	NUT M5
4	RR-38	JOINT TORIQUE 1,78X4,48 EPDM	GASKET - 4,48 X 1,78

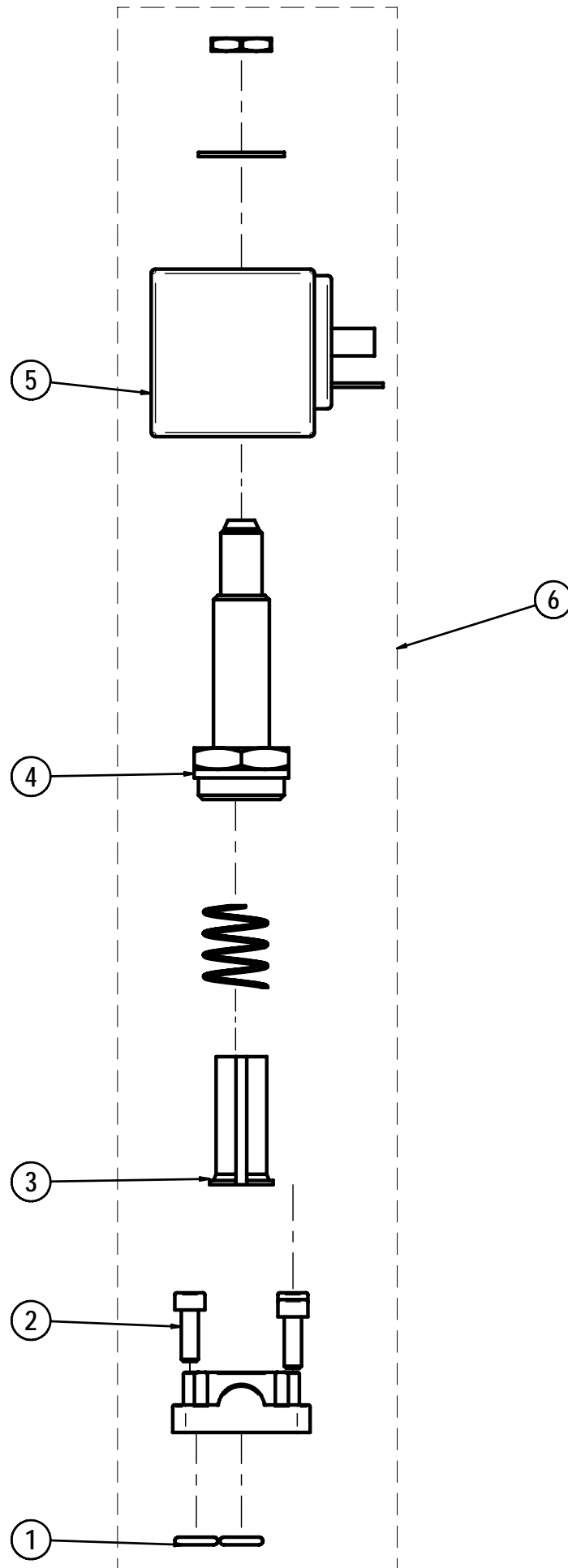


CLASSIC
TWIN MIRA
TRI MIRA
QUATTRO MIRA



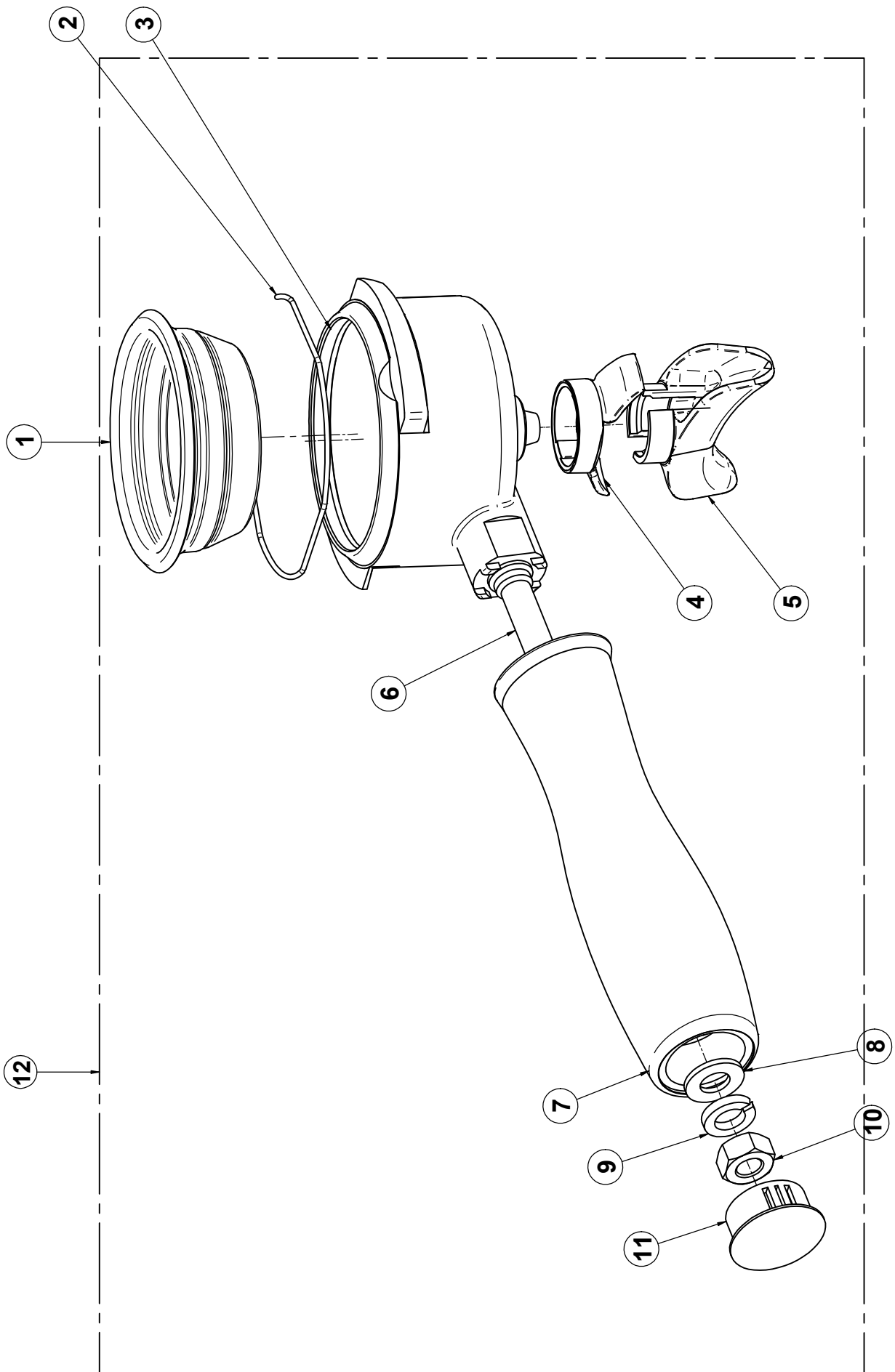
PLANCHE/PLATE : 260

REP	REF		DESIGNATION
1	27717	JOINT TORIQUE 1,78 X 6,07	GASKET 1.78 X 6.07
2	MI-80	VIS TCHC M4x12 INOX	SCREW M4 X 12
3	ID-60	NOYAU ELECTROVANNE O.D.E. NM	SOLENOID PISTON - GROUP
4	ID-58	CORPS DEPHASEUR EV ODE	PHASE SHIFTER EV ODE
5	MI-54	BOBINE ELECTROV.8W ODE 220/50	ELECTROVALVE COIL 220V-50HZ
5	MI-83	BOBINE EV O.D.E 220V 60HZ UL	ELECTROVALVE COIL 220V-60HZ
5	MI-90	BOBINE EV O.D.E 110V60 UL	ELECTROVALVE COIL 110V60Hz
5	35015	BOBINE EV CAFE 240V 50HZ 8W	COIL 240V 50HZ 8W
6	PI-45	ELECTROVANNE 3V 220V50HZ	WHOLE ELECTROVALVE 220V 50HZ
6	PI-45A	ELECTROV.3V 110V60Hz UL	WHOLE ELECTROVALVE 110V 60HZ
6	PI-45B	ELECTROVANNE 3V. 220V60HZ UL	WHOLE ELECTROVALVE 220V-60HZ
6	PI-45X	ELECTROV. 3V SANS BOBINE	ELECTOVALVE 3W WITHOUT COIL



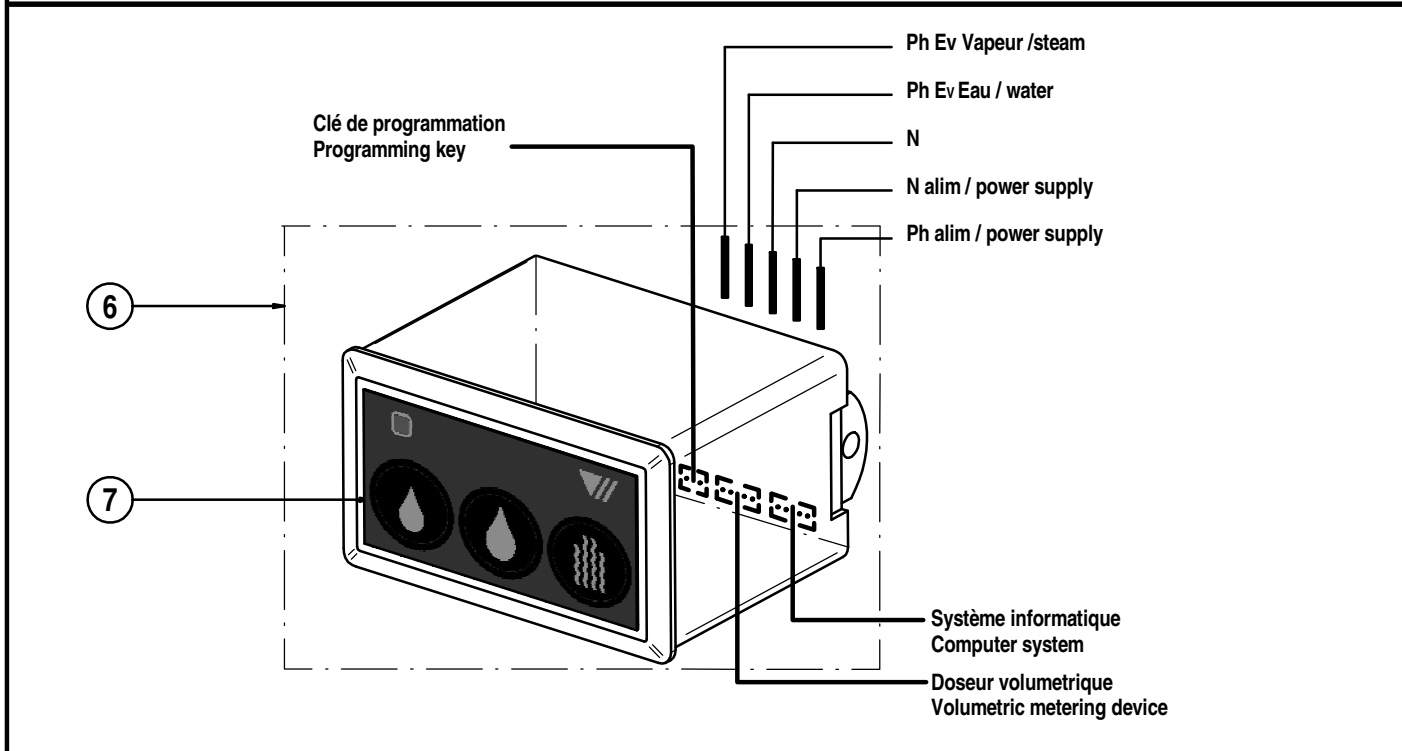
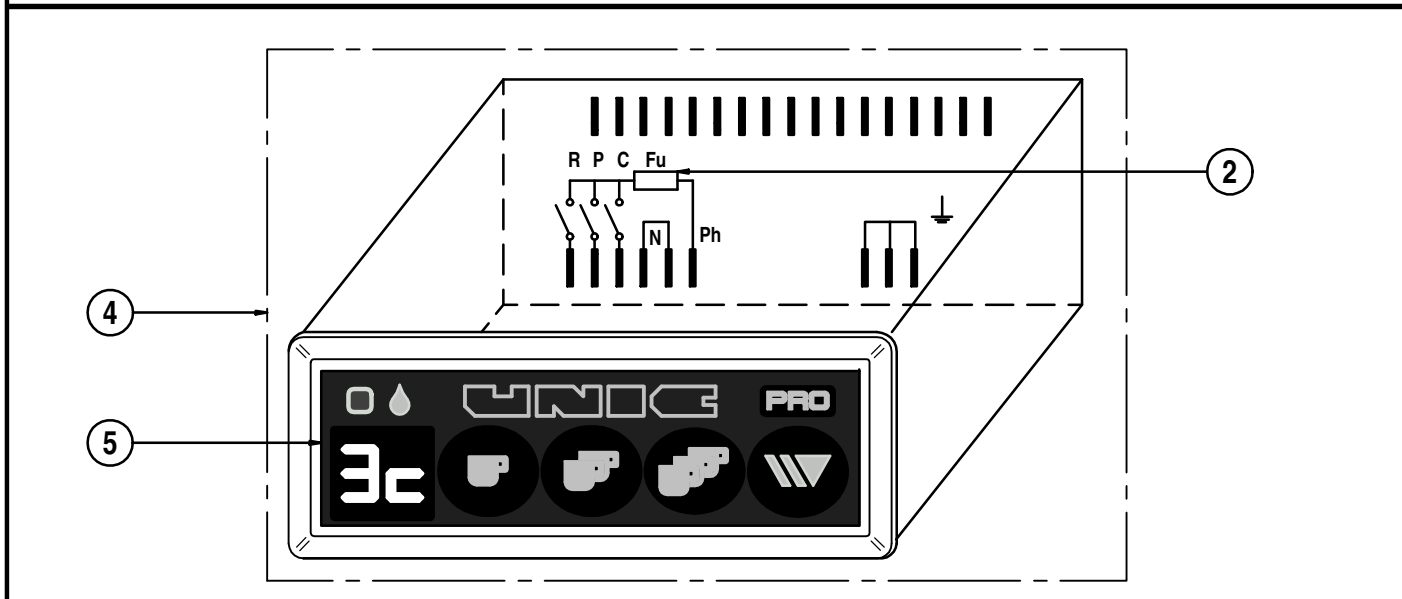
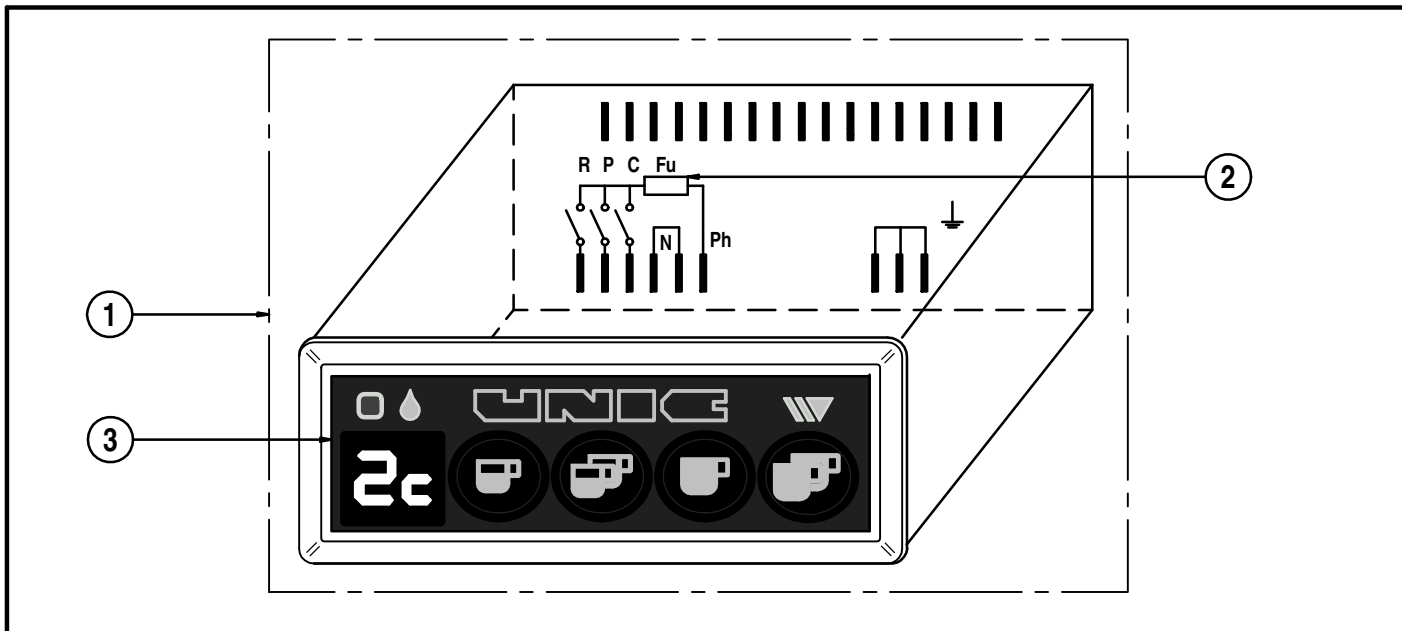
PLANCHE/PLATE : 280

REP	REF		DESIGNATION
1	PA-84B	INSERT DE NETTOYAGE	CLEANING INSERT
1	PA-84C	FILTRE 1 TASSE - 9g	1 CUP FILTER - 9g
1	33426	FILTRE 2 TASSES - 14g	2 CUPS FILTER - 14g
1	33427	FILTRE 2 TASSES - 18g	2 CUPS FILTER - 18g
1	33428	FILTRE 3 TASSES - 21g	3 CUP FILTER - 21g
2	PA-85B	RESSORT DE COUPE DIAM:1.2	FILTER SPRING DIAM:1.2
3	33102	COUPE NUE	FILTER HOLDER BODY
4	33384	OBTURATEUR BEC 1T	1 CUP SPOUT COVER
4	33385	OBTURATEUR BEC 2T	2 CUPS SPOUT COVER
5	33381	BEC 1 T CHROME	1 CUP SPOUT
5	33382	BEC 2T CHROME	2 CUPS SPOUT
5	PH-34	BEC 3 TASSES CHROME	3 CUP SPOUT
6	33147	AXE POIGNEE DE COUPE	AXLE FOR HANDLE
7	33146	POIGNEE DE COUPE	HANDLE
8	CF-199	RONDELLE ACIER NICKELE M8	WASHER M8
9	RR-83	RONDELLE GROVER DE 8	LOCK WASHER M8
10	PE-12	ECROU M8	NUT M8
11	33106	BOUCHON POIGNEE DE COUPE	CAP FOR HANDLE
12	33180	COUPE COMPLETE 1T - 9g	1 CUP FILTER HOLDER
12	33186	COUPE COMPLETE 2T - 18g	2 CUPS FILTER HOLDER
12	33183	COUPE COMPLETE 3T - 21g	3 CUPS FILTER HOLDER



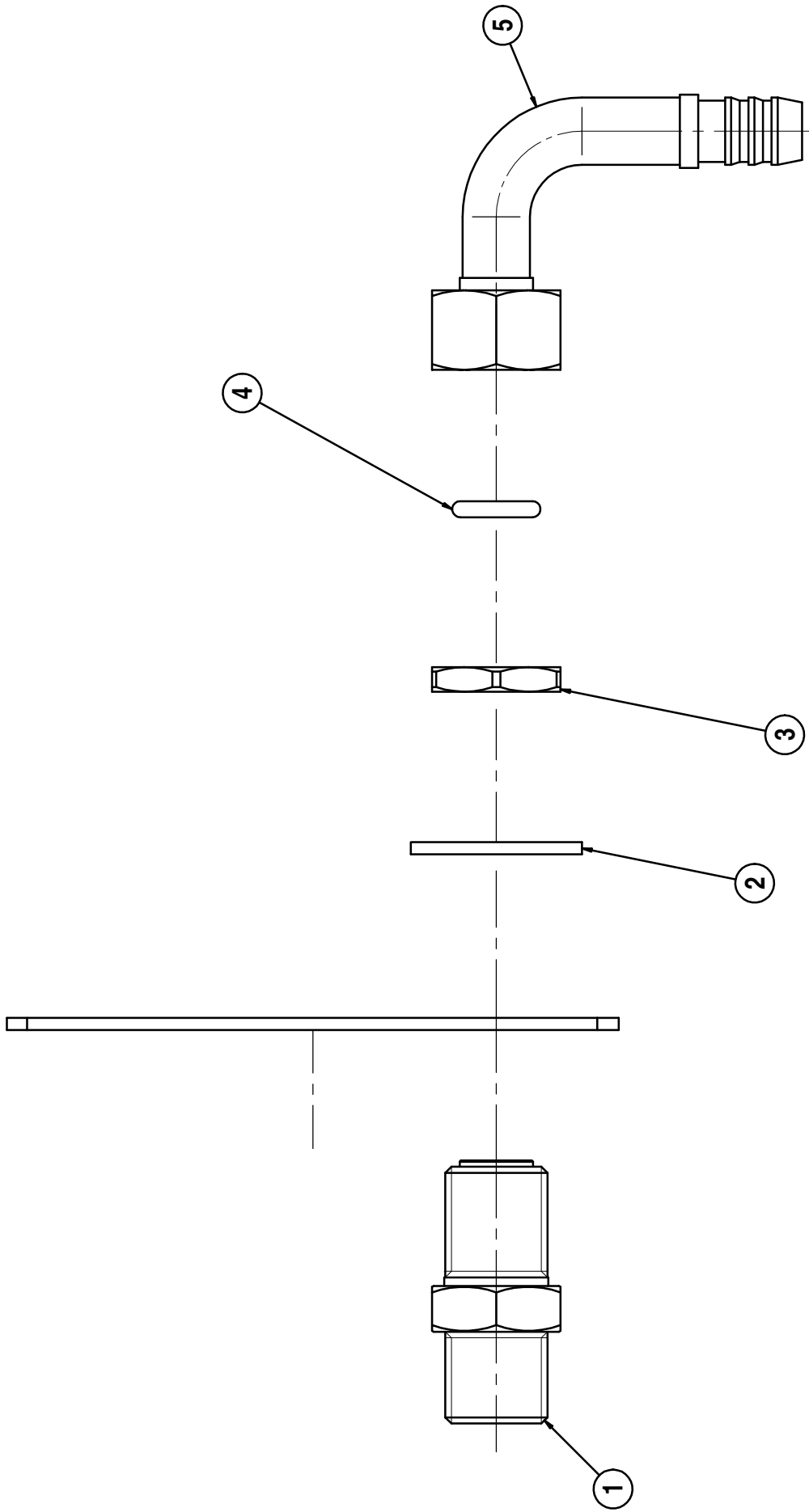
PLANCHE/PLATE : 310

REP	REF		DESIGNATION
1	45125	BOITIER D2 115V	ELECTRONIC BOX 115V D2
1	45124	BOITIER D2 230V	ELECTRONIC BOX 230V D2
1	45132	BOITIER D2 250V	ELECTRONIC BOX 250V D2
2	DV-79	FUSIBLE 5 X 20 5A RETARDE T	FUSE 5A DELAYED
3	45114	CLAVIER TYPE D2 BLANC	KEYBOARD D2
4	45127	BOITIER D3 115V	ELECTRONIC BOX 115V D3
4	45126	BOITIER D3 230V	ELECTRONIC BOX 230V D3
5	45115	CLAVIER TYPE D3 BLANC	KEYBOARD D3
6	45048	BOITIER EAU CHAUDE/VAPEUR	ELECTRONIC HOT WATER/STEAM BOX
7	45612	CLAVIER EAU CHAUDE / VAPEUR	HOT WATER / STEAM KEY BOARD



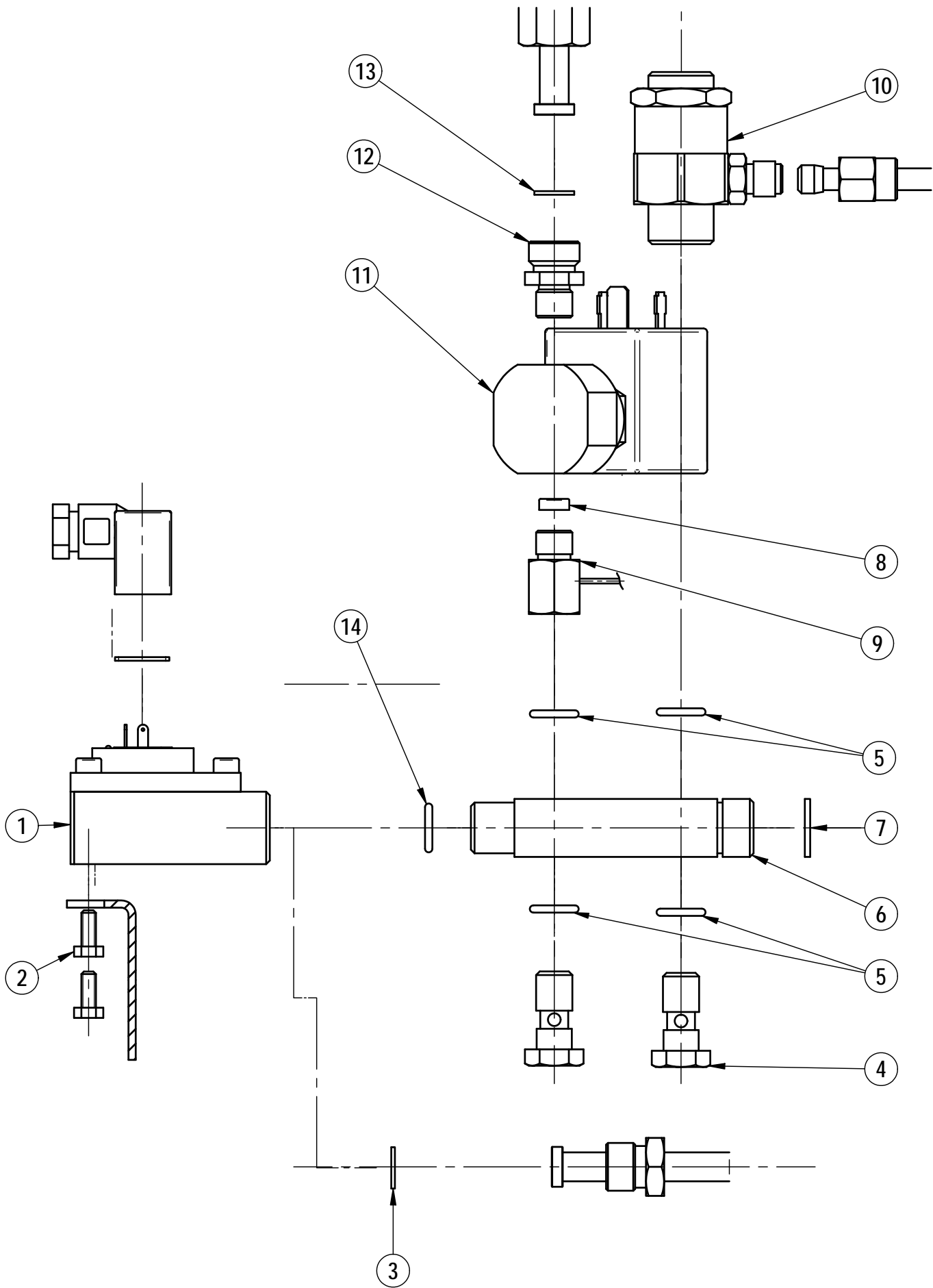
PLANCHE/PLATE : 420

REP	REF		DESIGNATION
1	20951	RACCORD 3/8M-3/8M	FITTING 3/8M-3/8M
2	CN-544	RONDELLE ACIER ZN 17 x 28 x 2	WASHER
3	NA-18	ECROU LAITON 3/8 6 mm	3/8 NUT
4	PH-83	JOINT TORIQUE 2,62X9,19 PTFE	O RING 9,19 X 2,62 PTFE
5	DV-62	RACCORD COUDE 3/8 CHROME	PIPE - 3/8 ELBOW x HOSE
5	25306	TUBE FLEXIBLE C3/8F -3/4F	FLEXIBLE PIPE



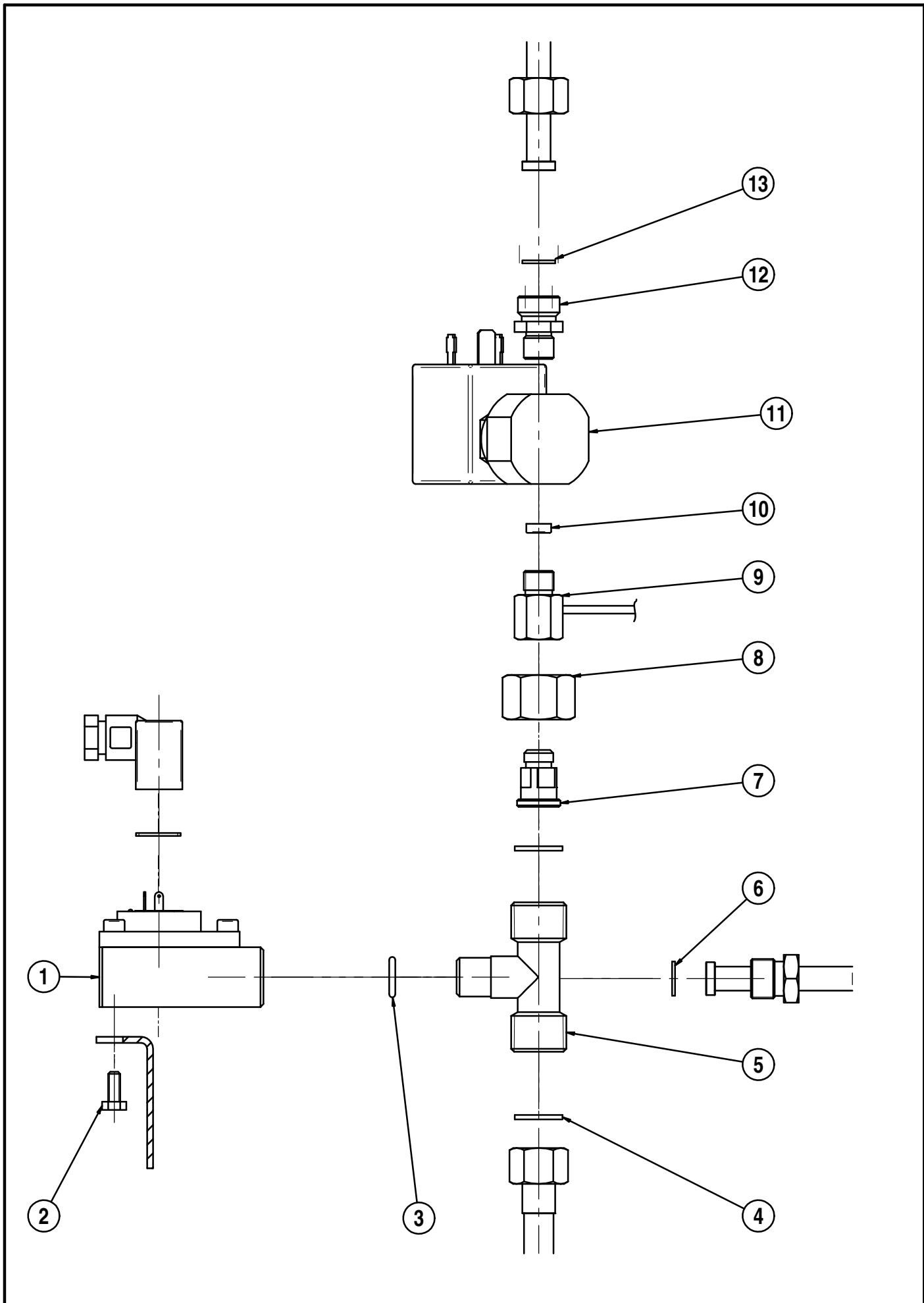
PLANCHE/PLATE : 450

REP	REF		DESIGNATION
1	CN-648	COMPTEUR VOLUMETRIQUE	WHOLE W.DOSING DEVICE F UNIT
2	DV-44	VIS TH M4X10 ACIER	SCREW M4x10
3	DV-172	JOINT PLAT 11.4 X 7.5 X 1.9	GASKET
4	23751	AXE DE BANJO 1/8	BANJO SCREW
5	28104	JOINT TORIQUE 2X9,5 FKM 80SH	GASKET 2X9,5
6	20403	RACCORD NOURRICE 3/8M-1/4M	FITTING 3/8M-1/4M
7	CH-16	JOINT CUIVRE RECUIT 3/8	WASHER - COPPER - 3/8
8	25400	FILTRE PROTECTION E.V 1/8	FILTER FOR EV 1/8
9	DV6014	TUBE CUIVRE MANOMETRE HP	PIPE HP MANOMETER
10	DO-191	SOUPAPE H.P. COMPLETE	COMPLET H.P. VALVE
11	CN-631	ELECTROVANNE 2V REGL.220V50HZ	ELECTROVANNE 2W ADJ 220-50Hz
11	CN-631B	ELECTROVANNE REG 220-60/208-50	ELECTROVALVE ADJ.220-60/208-50
11	CN-631C	ELECTROVANNE 2V REGL 110V60HZ	WHOLE FLOW ADJ. EV 110V60HZ
11	CN-631N	ELECTROVANNE 2V REGL. 240V 50HZ	ELECTROVALVE 2W ADJ. 240V 50HZ
12	MI-18	RACCORD MM 1/4 - 1/8 G.	FITTING - 1/8 x 1/4
13	DV-203	JOINT PLAT CUIVRE 1/4 D:2mm	WASHER 1/4 D:2
14	PH-78	JOINT TORIQUE 2,62X9,13 EPDM	O RING - 9,13 X 2,62



PLANCHE/PLATE : 451

REP	REF		DESIGNATION
1	CN-648	COMPTEUR VOLUMETRIQUE	WHOLE W.DOSING DEVICE F UNIT
2	DV-44	VIS TH M4X10 ACIER	SCREW M4x10
3	PH-78	JOINT TORIQUE 2,62X9,13 EPDM	O RING - 9,13 X 2,62
4	CH-16	JOINT CUIVRE RECUIT 3/8	WASHER - COPPER - 3/8
5	CN-539	TE LAITON 3/8 X 3/8 X 1/4	TEE 3/8 X 3/8 X 1/4
6	DV-172	JOINT PLAT 11.4 X 7.5 X 1.9	GASKET
7	DO-74	RACCORD SOUPE HP	H.P VALVE CONNECTION
8	PB-21	ECROU 3/8 LAITON	FITTING 3/8
9	DV6014	TUBE CUIVRE MANOMETRE HP	PIPE HP MANOMETER
10	25400	FILTRE PROTECTION E.V 1/8	FILTER FOR EV 1/8
11	CN-631R	ELECTROVANNE 2V REG 24V50-60HZ	ELECTROVALVE 2W ADJ. 24V50-60HZ
12	MI-18	RACCORD MM 1/4 - 1/8 G.	FITTING - 1/8 x 1/4
13	DV-203	JOINT PLAT CUIVRE 1/4 D:2mm	WASHER 1/4 D:2

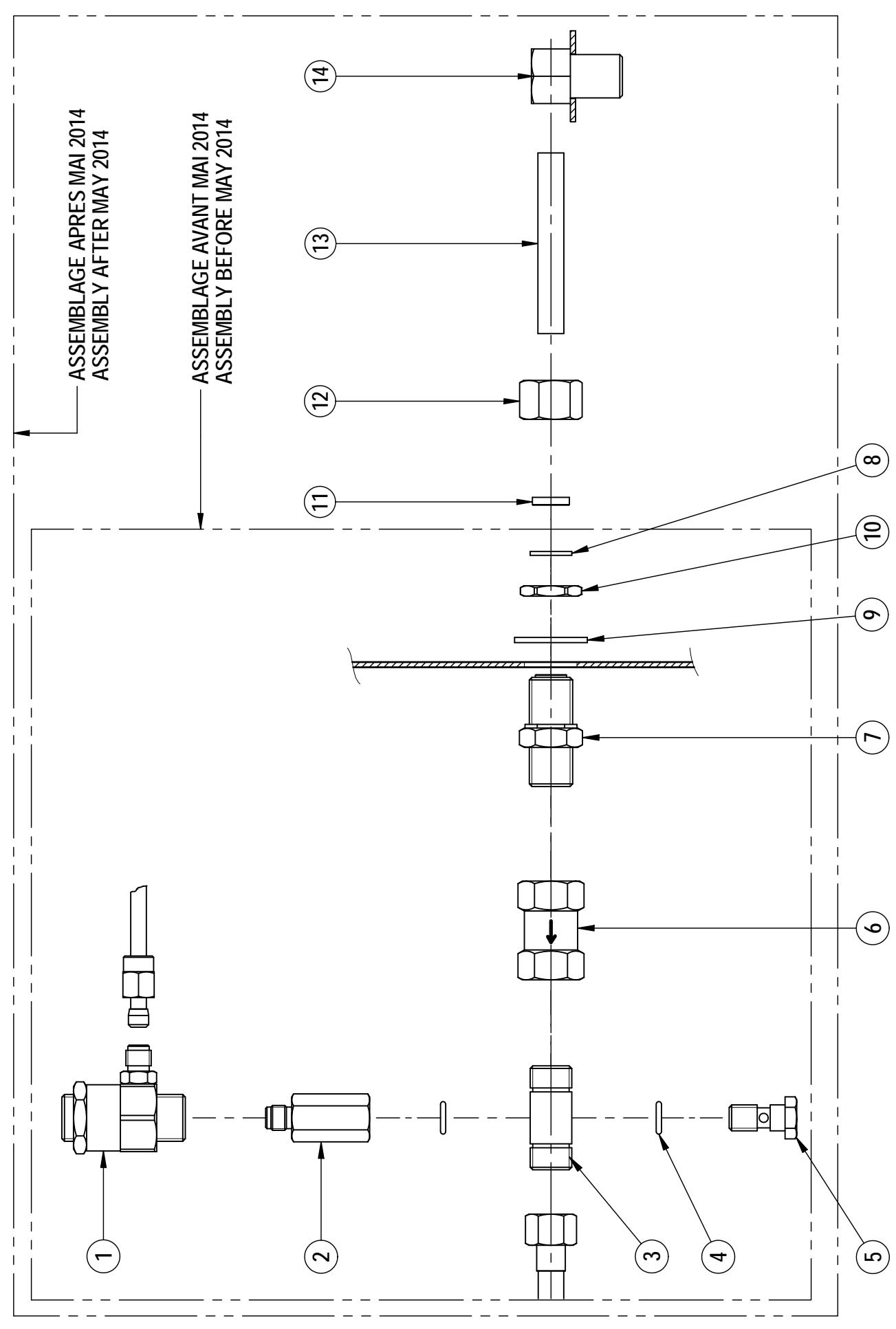


PLANCHE/PLATE : 452

REP	REF		DESIGNATION
1	DO-191	SOUPAPE H.P. COMPLETE	COMPLET H.P. VALVE
2	20975	RACCORD 1/8 M 1/8 F	FITTING 1/8M-1/8 F
3	20410	RACCORD NOURRICE SIMPLE 3/8M-3/8M	FITTING 3/8M-3/8 M
4	28104	JOINT TORIQUE 2X9,5 FKM 80SH	BANJO SCREW
5	23751	AXE DE BANJO 1/8	GASKET 2X9,5
6	CN-663	CLAPET ANTI RETOUR COMPACT	VALVE - NON-RETURN
7	20951	RACCORD 3/8M-3/8M	FITTING 3/8M-3/8M
8	CH-16	JOINT CUIVRE RECUIT 3/8	WASHER - COPPER - 3/8
9	CN-544	RONDELLE ACIER ZN 17 x 28 x 2	WASHER
10	NA-18	ECROU LAITON 3/8 6 mm	3/8 NUT
11	23860	COLLERETTE D10 3/8	FLANGE
12	PB-21	ECROU 3/8 LAITON	FITTING 3/8
13	12126	TUBE CUIVRE 10 8 LG 69.5	COPPER PIPE
14	CN-681	RACCORD 3/8M A BRASER	FITTING 3/8

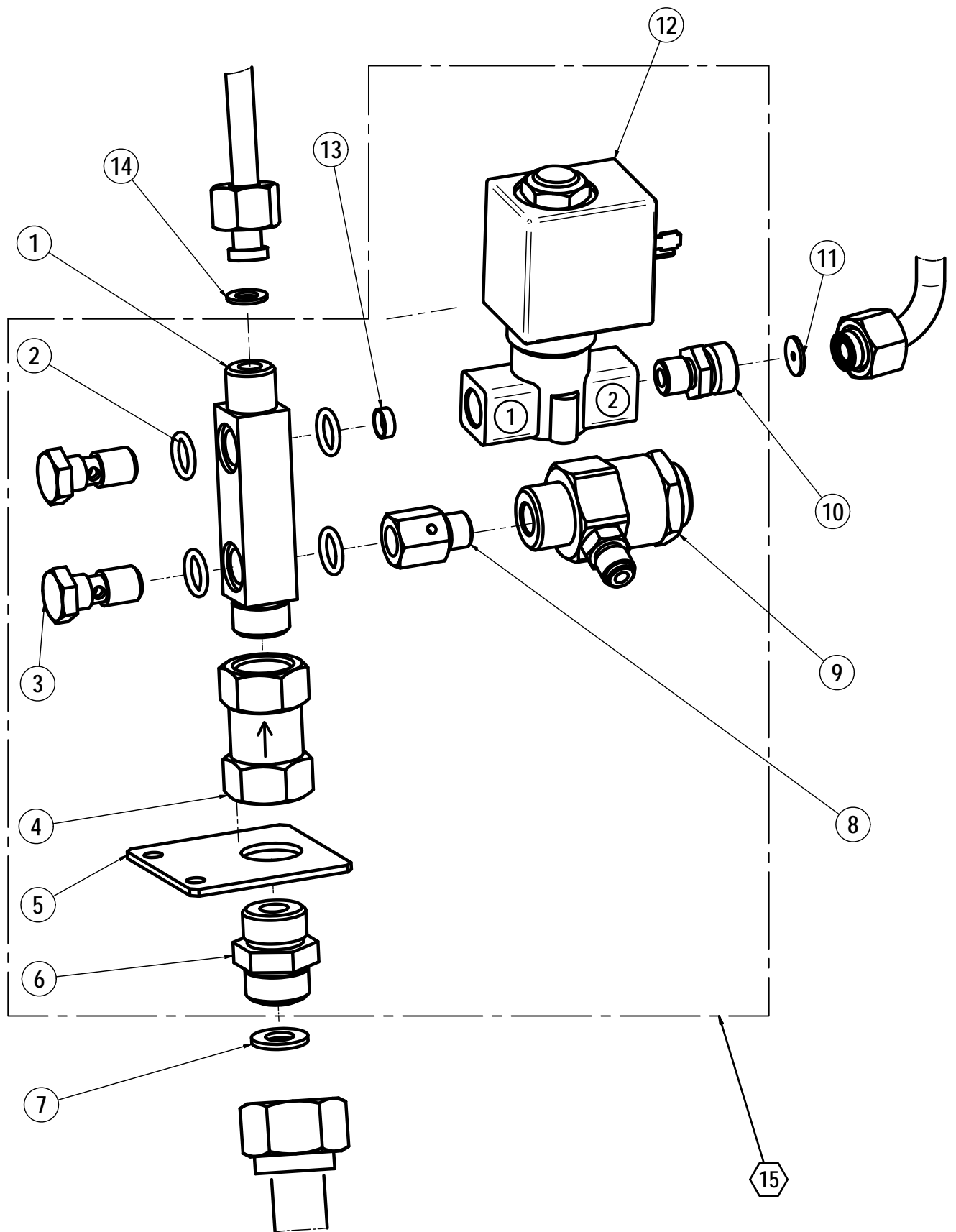
ASSEMBLAGE APRES MAI 2014
ASSEMBLY AFTER MAY 2014

ASSEMBLAGE AVANT MAI 2014
ASSEMBLY BEFORE MAY 2014



PLANCHE/PLATE : 454

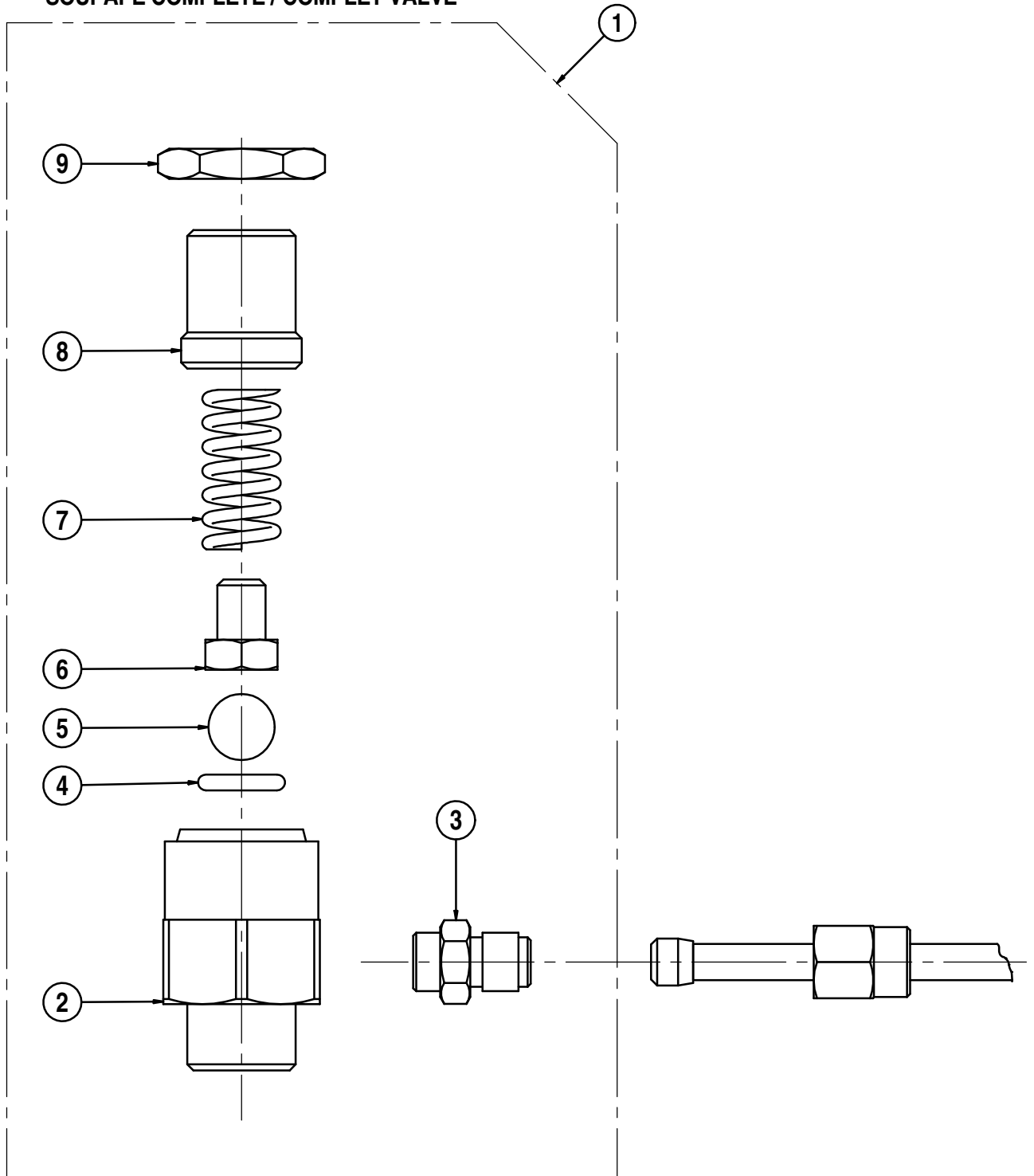
REP	REF		DESIGNATION
1	20403	RACCORD NOURRICE 3/8M-1/4M	FITTING 3/8M-1/4M
2	28104	JOINT TORIQUE 2X9,5 FKM 80SH	GASKET 2X9,5
3	23751	AXE DE BANJO 1/8	BANJO SCREW
4	CN-663	CLAPET ANTI RETOUR COMPACT	VALVE - NON-RETURN
5	DV2008	SUPPORT EV REMPLISSAGE	EV FEEDING SUPPORT
6	CN-347a	RACCORD D'ALIM. 3/8 - 3/8 MM	FITTING - 3/8 X 3/8 -
7	CH-16	JOINT CUIVRE RECUIT 3/8	WASHER - COPPER - 3/8
8	DV6014	TUBE CUIVRE MANOMETRE HP	PIPE HP MANOMETER
9	DO-191	SOUPAPE H.P. COMPLETE	COMPLET H.P. VALVE
10	MI-18	RACCORD MM 1/4 - 1/8 G.	FITTING - 1/8 x 1/4
11	DV-203	JOINT PLAT CUIVRE 1/4 D:2mm	WASHER 1/4 D:2
12	CN-631	ELECTROVANNE 2V REGL.220V50HZ	ELECTROVALVE 2W ADJ 220-50Hz
12	CN-631A	ELECTROVANNE 2V REG.220/60-208/50	ELECTROVALVE 2W ADJ. 220V60HZ
13	25400	FILTRE INOX	FILTER
14	CN-618	JOINT CUIVRE 1/4	GASKET - 1/4
15	DV1125	ENSEMBLE EV REMPLISSAGE 220-50	FEEDING EV 220-50 ASSEMBLY
15	DV1126	ENSEMBLE EV REMPLISSAGE 220-60	FEEDING EV 220-60ASSEMBLY



PLANCHE/PLATE : 455

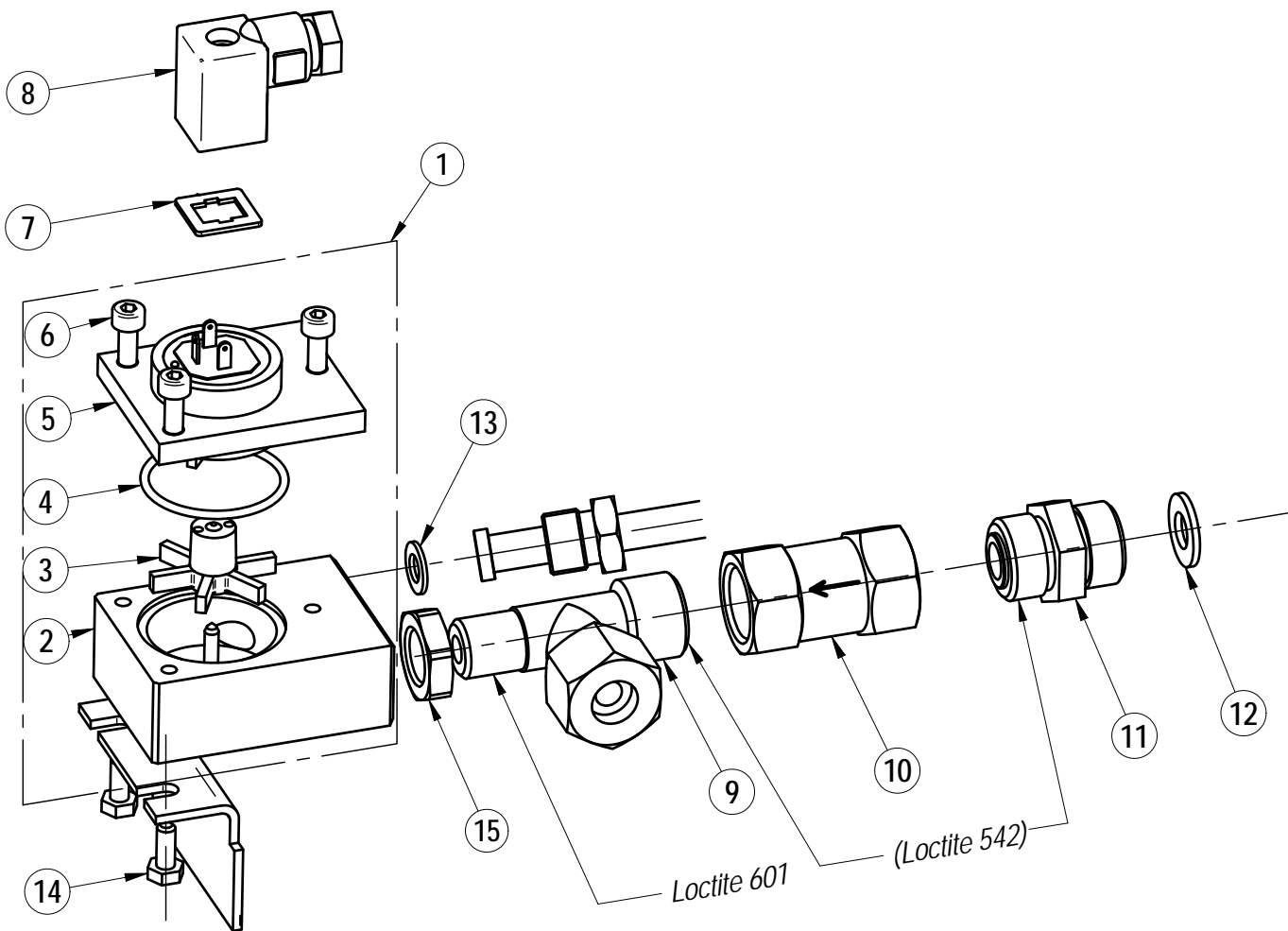
REP	REF		DESIGNATION
1	DO-191	SOUPAPE H.P. COMPLETE	COMPLET H.P. VALVE
2	DO-187	CORPS DE SOUPAPE	VALVE BODY
3	MI-36	RACCORD 1/8M 1/8M	CONNECTION 1/8
4	PH-83	JOINT TORIQUE 2,62X9,19 PTFE	GASKET 9,19 X 2,62 PTFE
5	PC-14	BILLE INOX POLIE DE 11	STAINLESS STEEL BALL DIA 11
6	DO-188	TIGE DE SOUPAPE	VALVE PISTON
7	RO-14	RESSORT F20/10 L26,5 D13 P5	SPRING
8	DO-189	ECROU DE SOUPAPE	VALVE NUT
9	DO-190	CONTRE ECROU M18 X 100	NUT M18 X 100

D0-191
SOUPAPE COMPLETE / COMPLET VALVE



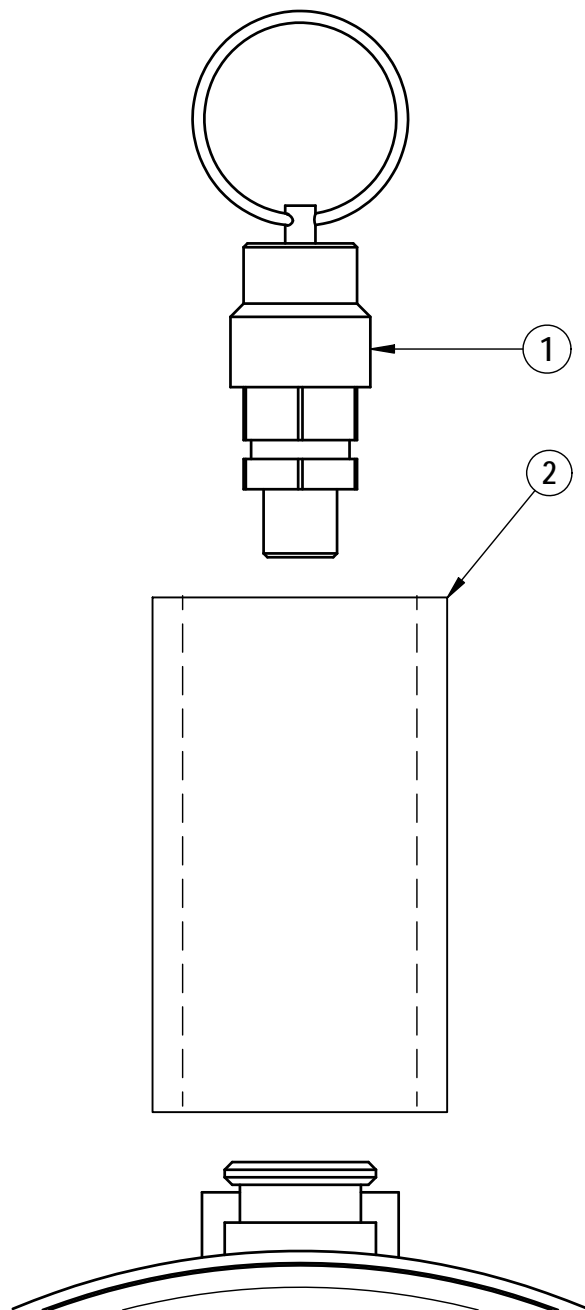
PLANCHE/PLATE : 460

REP	REF		DESIGNATION
1	CN-648	COMPTEUR VOLUMETRIQUE	WHOLE W.DOSING DEVICE
2	CN-830	CORPS DU DOSEUR D'EAU	WATER DOSER BODY
3	CN-829	TURBINE DE COMPTEUR VOLUMETR.	TURBINE
4	CN-828	JOINT TORIQ DESSUS DOSEUR EAU	GASKET - DOSING DEVICE
5	CN-827	COUVERCLE DOSEUR D'EAU LED R.	WATER DOSING DEVICE LID
6	PE-59	VIS TCHC M4x10 INOX	SCREW 4 X 10
7	DO-113	JOINT CONNECTEUR	GASKET CONNECTOR
8	CN-633	CONNECTEUR DE COMPT. VOLUM.	CONNECTOR
9	CN-898	RACCORD TE 3/8-3/8-1/4	TEE 3/8-3/8-1/4
10	CN-663	CLAPET ANTI RETOUR COMPACT	VALVE - NON-RETURN
11	CN-347A	RACCORD D'ALIM. 3/8 - 3/8 MM	FITTING - 3/8 X 3/8 -
12	CH-16	JOINT CUIVRE RECUIT 3/8	WASHER - COPPER - 3/8
13	DV-172	JOINT	GASKET
14	DV-44	VIS TH M4X10 ACIER	SCREW M4x10
15	51398	CONTRE ECROU M14 X 125	LOCKNUT M14 X 125



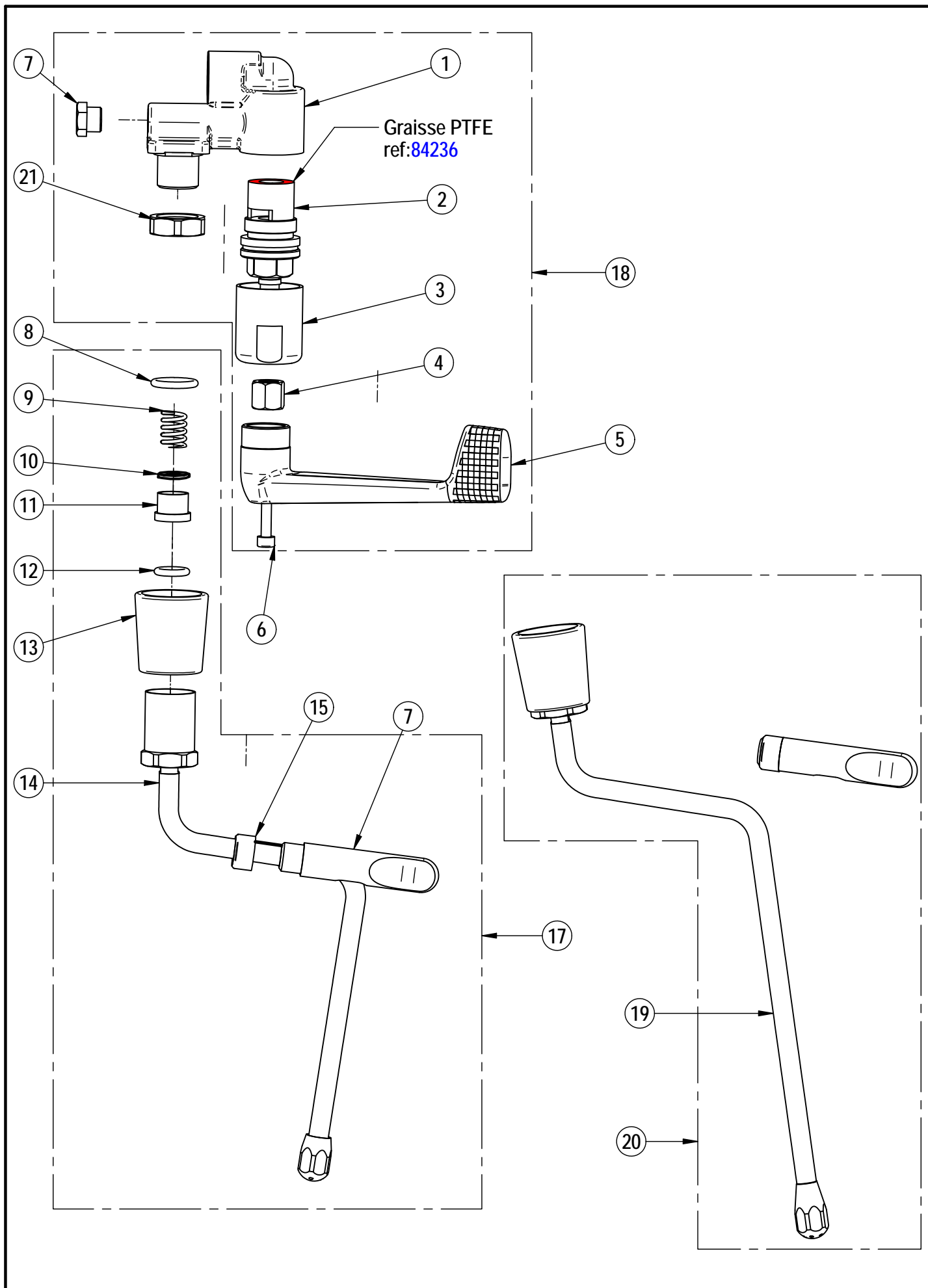
PLANCHE/PLATE : 470

REP	REF	DESIGNATION
1	27200	SOUPAPE VAPEUR 3,5 BARS LP VALVE 1/8
2	12724	TUBE SILICONE D20 SILICONE PIPE



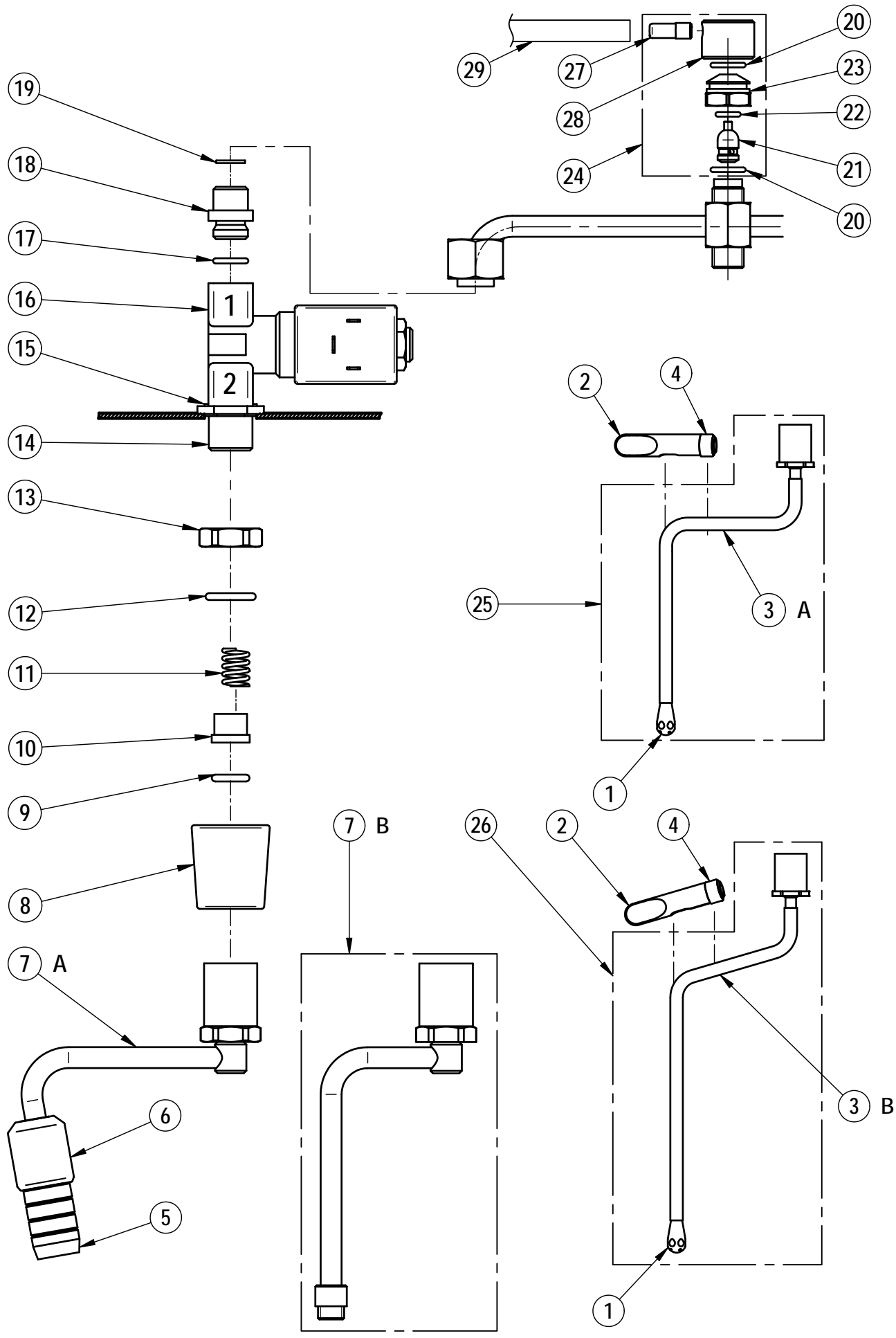
PLANCHE/PLATE : 480

REP	REF	DESIGNATION	DESIGNATION
1	NZ4004	ROBINET VAPEUR	STEAM TAP
2	25925	CARTOUCHE CERAMIQUE	CERAMIC CARTRIDGE
3	NZ4013	PALIER ROBINET VAPEUR	STEAM TAP COVER
4	NZ4014	INSERT POIGNEE ROBINET	STEAM HANDLE INSERT
5	NZ7003	POIGNEE VAPEUR	STEAM HANDLE
6	CN-489	VIS INOX CHC 4 x 16	SCREW M4 X 16
7	21100	BOUCHON 1/8	PLUG 1/8
8	PH-54	JOINT TORIQUE 2,62X13,95 EPDM	O RING - 13.95 x 2.62
9	PA-43	RESSORT F15/10 L14,5 D10,5 P3	SPRING
10	AG-14	JOINT CUIVRE M12	COPPER GASKET
11	RR-67	EMBOUT LAITON	BRASS END
12	PH-78	JOINT TORIQUE 2,62X9,13 EPDM	O RING - 9,13 X 2,62
13	25915	CACHE SORTIE EAU VAPEUR	COVER OUTLET STEAM WATER
14	25901	SORTIE VAPEUR INOX	STAINLESS STEEL STEAM OUTLET
15	25911	BAGUE POUR POIGNEE EAU ET VAPEUR	WATER AND STEAM HANDLE COLLAR
16	25910	POIGNEE SORTIE EAU CHAUDE ET VAPEUR	HOT WATER AND STEAM OUTLET HANDLE
17	RB1000	KIT SORTIE VAPEUR	STEAM OUTLET KIT
18	NZ1014	ROBINET VAPEUR COMPLET	STEAM TAP KIT
19	25903	SORTIE VAPEUR INOX V+	V+ STAINLESS STEEL STEAM OUTLET
20	NZ1016	KIT SORTIE VAPEUR STELLA V+	STELLA V+ STEAM OUTLET KIT
21	DV-170	ECROU CHROME	NUT 3/8



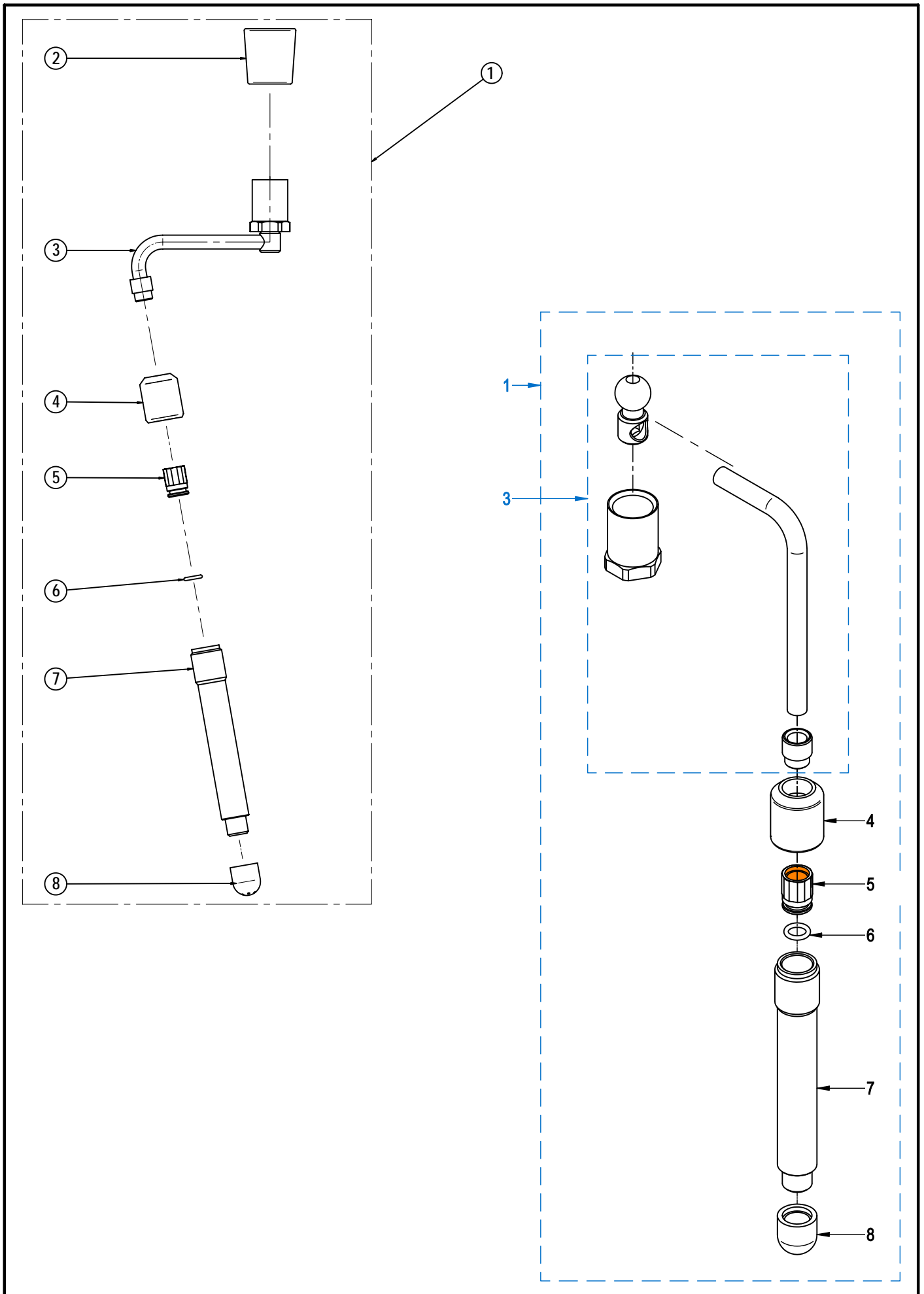
PLANCHE/PLATE : 530

REP	REF	DESIGNATION
1	25934	BRISE JET VAPEUR M6.75x0.75 BREEZE JET STEAM M6.75x0.75
2	25910	POIGNEE SORTIE EAU CHAUDE ET VAPEUR HOT WATER AND STEAM OUTLET HANDLE
3A	25937	TUBE VAPEUR MIRA INOX STEAM PIPE STAINLESS
3B	25935	TUBE VAPEUR MIRA HAUTE INOX STEAM PIPE STAINLESS
4	25911	BAGUE POUR POIGNEE EAU ET VAPEUR WATER AND STEAM HANDLE COLLAR
5	RO-52	EMBOUT SORTIE EAU CHAUDE CHR. WATER SPOUT
6	25720	ISOLANT SORTIE EAU CHAUDE HOT WATER INSULATOR
7A	DV6061	TUBE SORTIE EAU CHAUDE HOT WATER OUTLET PIPE
7B	FR6014	TUBE SORTIE VAPEUR PTFE PTFE STEAM OUTLET PIPE
8	25915	CACHE SORTIE EAU VAPEUR COVER OUTLET STEAM WATER
9	PH-78	JOINT TORIQUE 2,62X9,13 EPDM O RING - 9,13 X 2,62
10	RR-67	EMBOUT LAITON BRASS END
11	PA-43	RESSORT F15/10 L14,5 D10,5 P3 SPRING
12	PH-54	JOINT TORIQUE 2,62X13,95 EPDM O RING - 13.95 x 2.62
13	DV-170	ECROU CHROME NUT 3/8
14	DV-171	RACCORD 3/8-1/4 FITTING 3/8
15	28352	JOINT PLAT 20X12X2 EPDM 70SH GASKET 20X12X2
16	CN-245	ELECTROVANNE 2V 220V 50HZ ELECTROVALVE 2W 220V-50HZ
16	CN-245D	ELECTROVANNE 2V 220-60/208-50 ELECTROVALVE 2W 220-60/208-50
16	CN-245G	ELECTROV.2V 110V60Hz/100V50Hz ELECTROVALVE 110V.60HZ
16	CN-245N	ELECTROVANNE 2V 240V 50HZ ELECTROVALVE 2W 240V 50HZ
17	28104	JOINT TORIQUE 2X9,5 FKM 80SH GASKET 2X9,5
18	20952	RACCORD 1/4 MALE FITTING 1/4 M
19	DV-203	JOINT PLAT CUIVRE 1/4 D:2mm WASHER 1/4 D:2
20	CN-2850	JOINT TORIQUE 1,78X10,82 GASKET 10.82x1.78
21	27225	TIGE VALVE SPHERIQUE SPHERICAL ROD
22	CN-198	JOINT TORIQUE 1,78X6,07 FKM GASKET - 6.07 x 1.78
23	27226	ECROU VALVE DE PURGE VACCUM VALVE NUT
24	27224	KIT VALVE DE PURGE VACCUM VALVE KIT
25	25901	SORTIE VAPEUR INOX STAINLESS STEEL STEAM OUTLET
26	25903	SORTIE VAPEUR INOX V+ V+ STAINLESS STEEL STEAM OUTLET
27	26175	EMBOUT M6 M6 NOZZLE
28	27227	CABOCHON VALVE DE PURGE STOPPER PURGE VALVE
29	12747	TUBE SILICONE SOUPLE 4 - 7 FLEXIBLE SILICONE PIPE 4 - 7



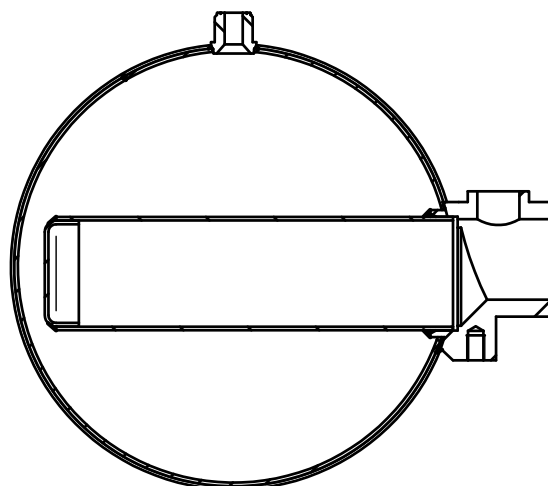
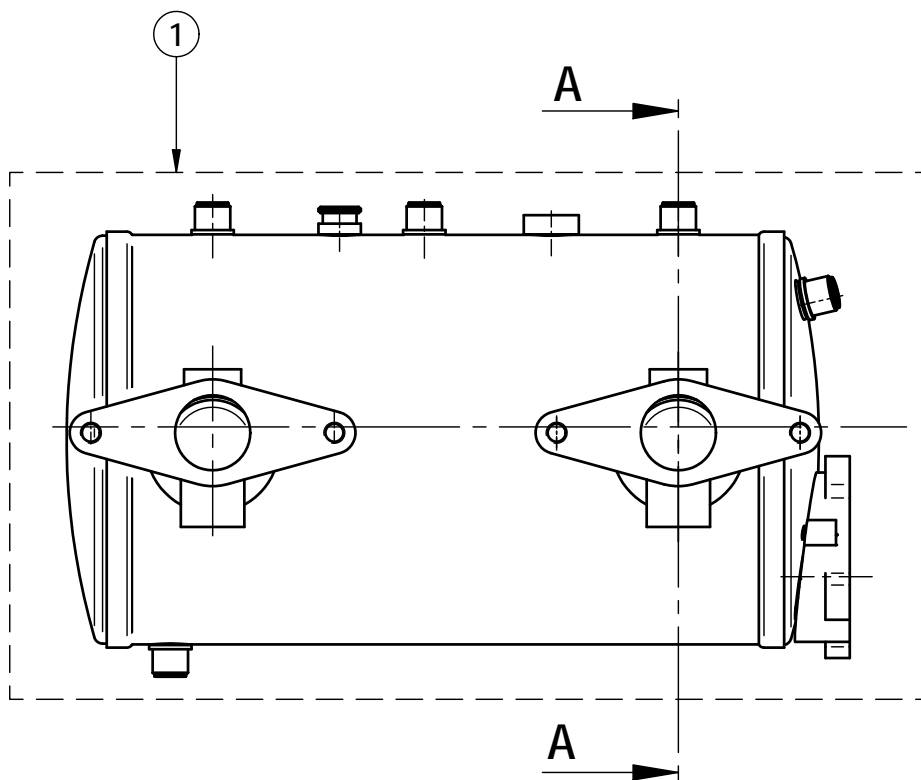
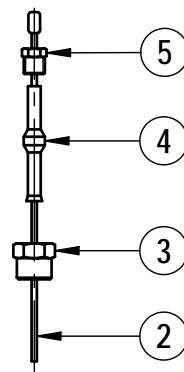
PLANCHE/PLATE : 535

REP	REF	DESIGNATION	
1	RO-69	SORTIE VAPEUR TEFLON	COMPLETE TEFLON STEAM WAND
1	FR-1058	HAUTE SORTIE VAPEUR TEFLON	COMPLETE HIGH-CUP TEFLON STEAM WAND
2	25915	CACHE SORTIE VAPEUR EAU CHAUDE	STEAM/HOT WATER OUTLET COVER
3	RB6020	TUBE VAPEUR SORTIE	STEAM OUTLET PIPE
3	FR6014	HAUTE TUBE VAPEUR SORTIE	HIGH-CUP STEAM OUTLET PIPE
4	RO-76	BAGUE SORTIE VAPEUR	FITTING PLASTIC
5	RO-73	RACCORD SORTIE VAPEUR	FITTING STEAM OUTLET
6	CN-436	JOINT TORIQUE 1,78X8,73 EPDM	GASKET 8,73 X 1,78
7	RO-72	TUBE TEFLON	TEFLON PIPE
8	RO-70	EMBOUT VAPEUR TEFLON 6 TROUS	6-HOLE TEFLON TIP



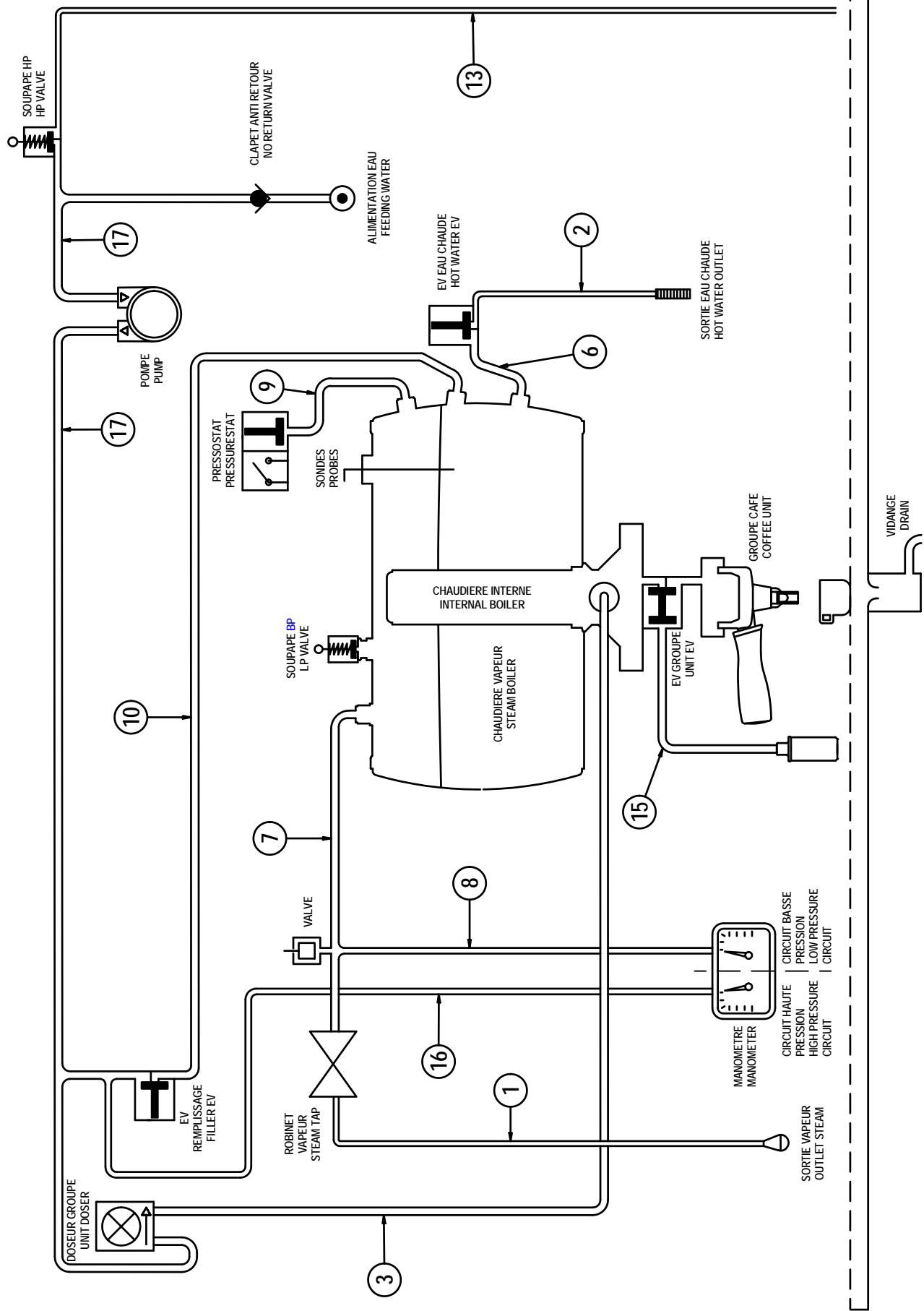
PLANCHE/PLATE :540

REP	REF	DESIGNATION	
1	29081	CHAUDIERE INJECTION 1 GROUPE	1 UNIT BOILER
1	29032	CHAUDIERE INJECTION 2 GROUPES	2 UNIT BOILER
1	29033	CHAUDIERE INJECTION 3 GROUPES	3 UNIT BOILER
1	29034	CHAUDIERE INJECTION 4 GROUPES	4 UNIT BOILER
2	CN-670	SONDE NIVEAU BAS INOX L=130	LEVEL PROBE L=130
3	NA-69A	PORTE SONDE EN LAITON	PROBE HOLDER CONNECTION
4	NA-71	PORTE-ELECTRODE EN TEFLON	LEVEL PROBE INSULATION
5	NA-70	BLOCAGE ELECTRODE NIVEAU AUTO	LEVEL PROBE COMPRESSION NUT



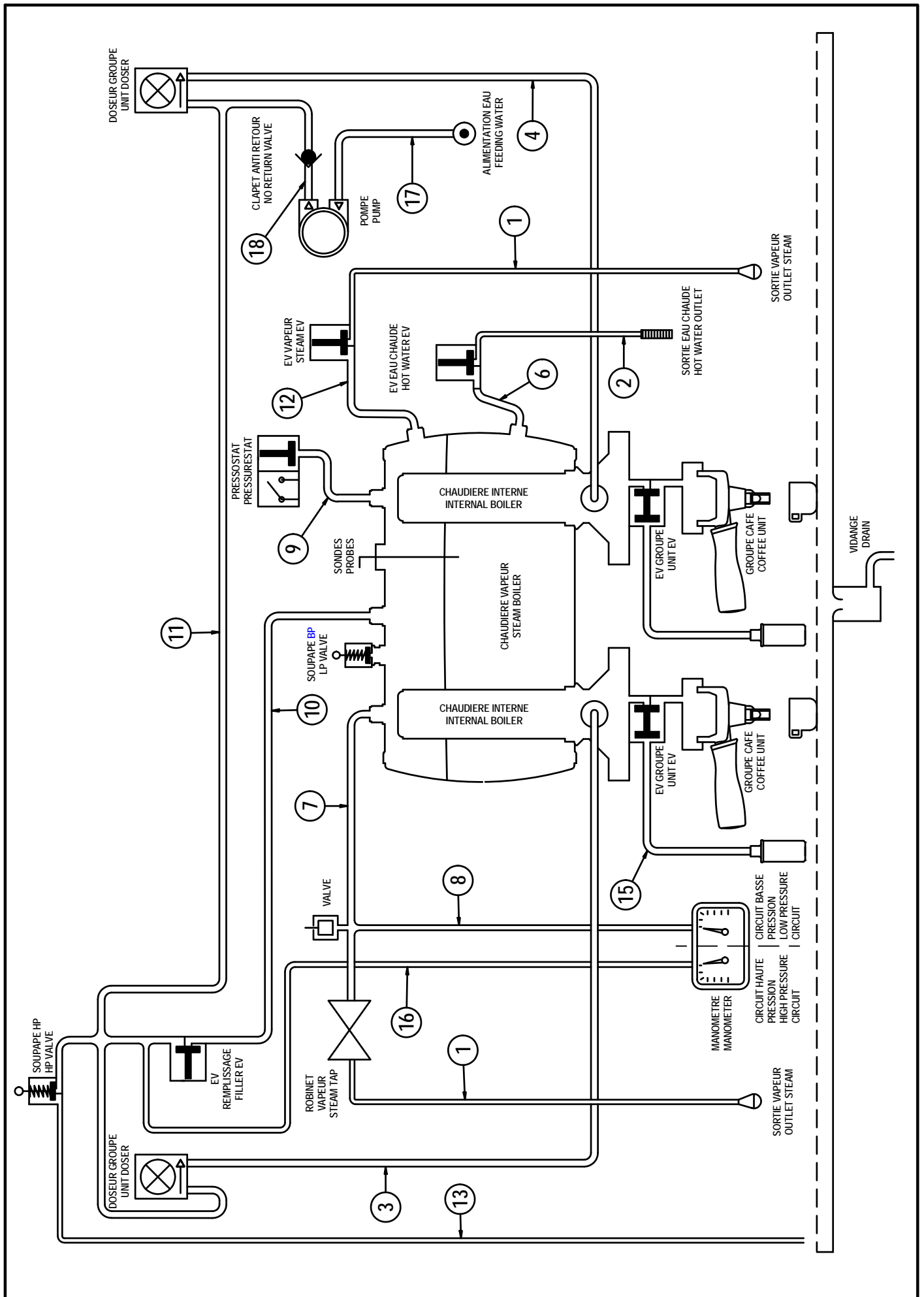
PLANCHE/PLATE :551

REP	REF		DESIGNATION
1	25901	SORTIE VAPEUR INOX	STAINLESS STEEL STEAM OUTLET
1	25903	SORTIE VAPEUR INOX V+	V+ STAINLESS STEEL STEAM OUTLET
2	DV6061	TUBE SORTIE EAU CHAUDE	PIPE STEAM OUTLET
2	FR6014	TUBE SORTIE VAPEUR PTFE	PTFE STEAM OUTLET PIPE
3	DV6080	TUBE ALIMENTATION 1ER GROUPE	PIPE UNIT FILLING
6	DV6026	TUBE ALIMENTATION EV EAU CHAUDE	PIPE HOT WATER EV FILLING
7	RB6097	TUBE VALVE VAPEUR	PIPE STEAM VALVE
8	DV6069	TUBE MANOMETRE BP	PIPE LP MANOMETER
9	DV6082	TUBE PRESSOSTAT SEC	PIPE PRESSURESTAT
10	DV6081	TUBE DE REMPLISSAGE	PIPE BOILER FILLING
13	DV6068	TUBE CUIVRE SOUPE HP	PIPE VALVE EXHAUST
15	DV6039	TUBE DE DECOMPRESSION	PIPE GROUP DISCHARGE
15	DV6059	TUBE DE DECOMPRESSION H150	PIPE GROUP DISCHARGE H150
16	DV6014	TUBE CUIVRE MANOMETRE	PIPE MANOMETER HP
17	ID-75	TUBE FLEXIBLE COUDE ARME (Montage avec sortie SteamAir)	PIPE FLEXIBLE (Installation with SteamAir)
7	DV6097	TUBE VALVE VAPEUR	PIPE STEAM VALVE



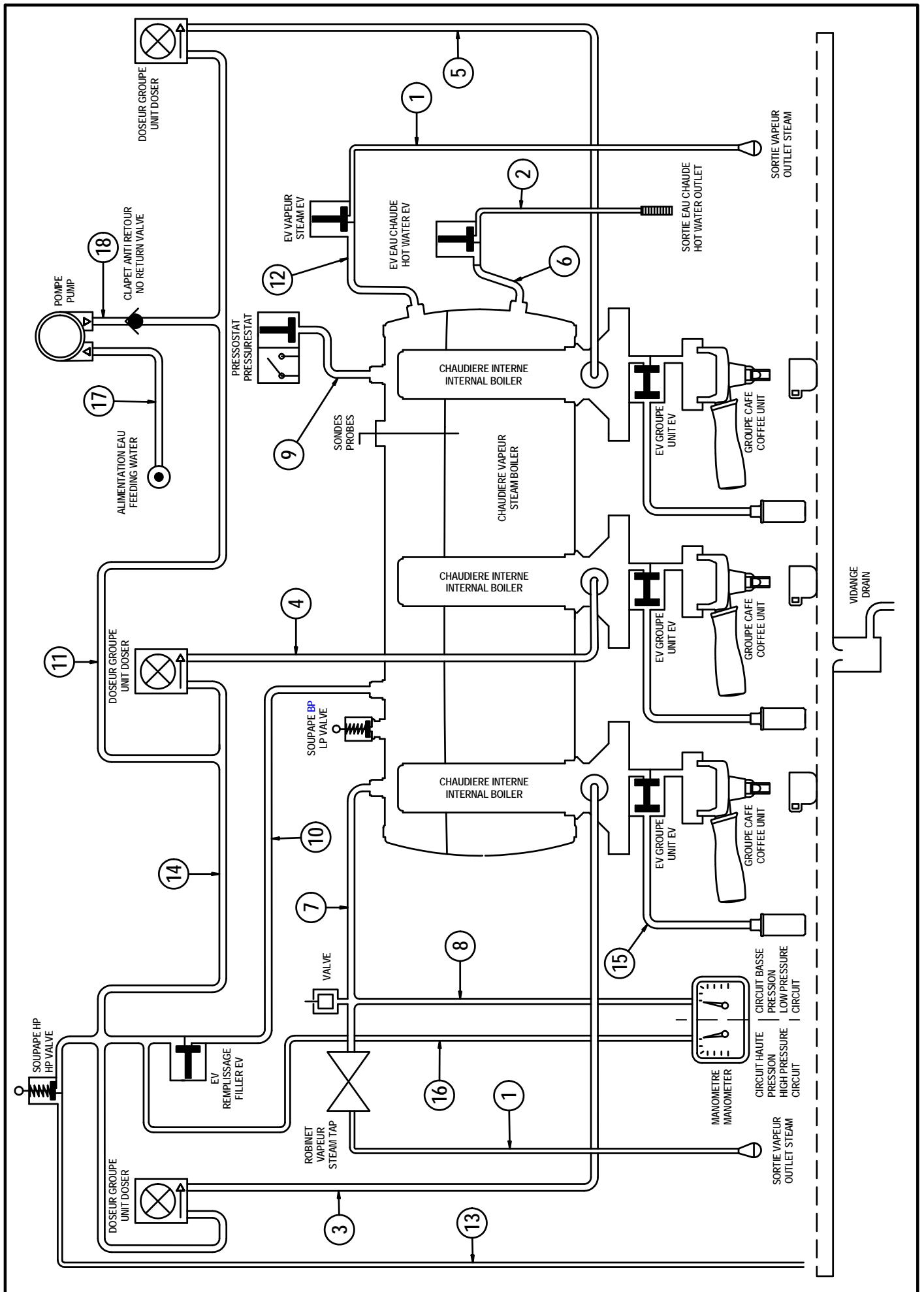
PLANCHE/PLATE :552

REP	REF	DESIGNATION
1	25901	SORTIE VAPEUR INOX STAINLESS STEEL STEAM OUTLET
1	25903	SORTIE VAPEUR INOX V+ V+ STAINLESS STEEL STEAM OUTLET
2	DV6061	TUBE SORTIE EAU CHAUDE HOT WATER OUTLET PIPE
2	FR6014	TUBE SORTIE VAPEUR PTFE PTFE STEAM OUTLET PIPE
3	DV6070	TUBE ALIMENTATION 1ER GROUPE PIPE UNIT FILLING
4	DV6071	TUBE ALIMENTATION 2EME GROUPE PIPE UNIT FILLING
6	DV6072	TUBE ALIMENTATION EV EAU CHAUDE PIPE HOT WATER EV FILLING
7	DV6008	TUBE VALVE VAPEUR PIPE STEAM VALVE
8	DV6074	TUBE MANOMETRE BP PIPE LP MANOMETER
9	DV6075	TUBE PRESSOSTAT SEC PIPE PRESSURESTAT
10	DV6076	TUBE DE REMPLISSAGE PIPE BOILER FILLING
11	DV6077	TUBE ALIMENTATION DOSEUR PIPE DOSER FILLING
12	DV6078	TUBE ALIMENTATION VAPEUR DROITE PIPE RIGHT STEAM FILLING
13	DV6066	TUBE CUIVRE SOUPAPE HP PIPE VALVE EXHAUST
15	DV6039	TUBE DE DECOMPRESSION PIPE GROUP DISCHARGE
15	DV6059	TUBE DE DECOMPRESSION H150 PIPE GROUP DISCHARGE H150
16	DV6014	TUBE CUIVRE MANOMETRE HP PIPE HP MANOMETER
17	ID-75	TUBE FLEXIBLE COUDE ARME INOX FLEXIBLE PIPE
18	CN-625	TUBE FLEXIBLE ARME FLEXIBLE PIPE



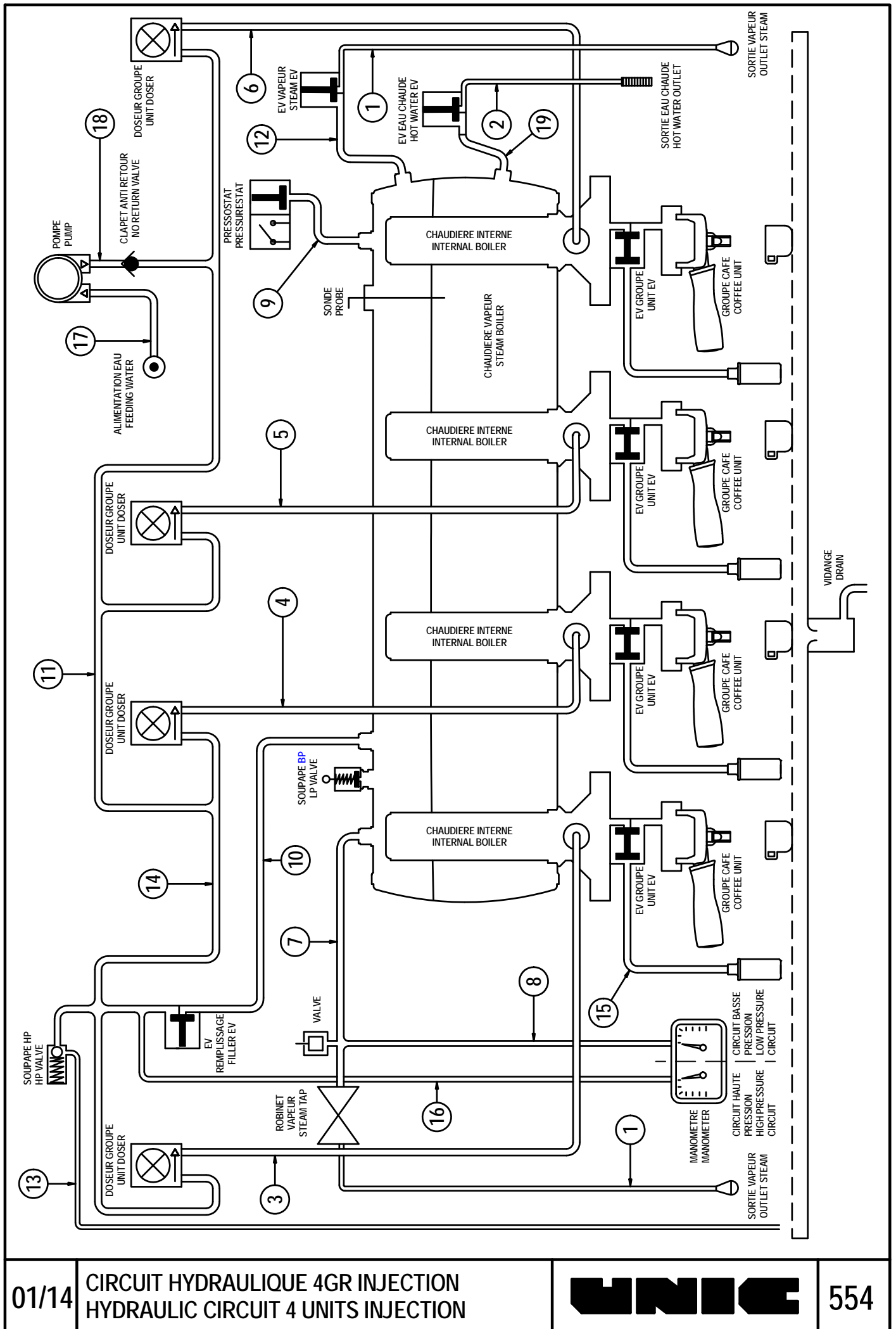
PLANCHE/PLATE :553

REP	REF		DESIGNATION
1	25901	SORTIE VAPEUR INOX	STAINLESS STEEL STEAM OUTLET
2	DV6061	TUBE SORTIE EAU CHAUDE	HOT WATER OUTLET PIPE
3	DV6084	TUBE ALIMENTATION 1ER GROUPE	PIPE UNIT FILLING
4	DV6085	TUBE ALIMENTATION 2EME GROUPE	PIPE UNIT FILLING
5	DV6086	TUBE ALIMENTATION 3EME GROUPE	PIPE UNIT FILLING
6	DV6072	TUBE ALIMENTATION EV EAU CHAUDE	PIPE HOT WATER EV FILLING
7	DV6008	TUBE VALVE VAPEUR	PIPE STEAM VALVE
8	DV6074	TUBE MANOMETRE BP	PIPE LP MANOMETER
9	DV6087	TUBE PRESSOSTAT SEC	PIPE PRESSURESTAT
10	DV6088	TUBE DE REMPLISSAGE	PIPE BOILER FILLING
11	DV6090	TUBE ALIMENTATION DOSEUR	PIPE DOSER FILLING
12	DV6078	TUBE ALIMENTATION VAPEUR DROITE	PIPE RIGHT STEAM FILLING
13	DV6066	TUBE CUIVRE SOUPE HP	PIPE VALVE EXHAUST
14	DV6089	TUBE ALIMENT. ENTRE DOSEURS	PIPE DOSER FILLING
15	DV6039	TUBE DE DECOMPRESSION	PIPE GROUP DISCHARGE
16	DV6014	TUBE CUIVRE MANOMETRE HP	PIPE HP MANOMETER
17	ID-75	TUBE FLEXIBLE COUDE ARME INOX	FLEXIBLE PIPE
18	CN-625	TUBE FLEXIBLE ARME	FLEXIBLE PIPE



PLANCHE/PLATE :554

REP	REF		DESIGNATION
1	25901	SORTIE VAPEUR INOX	STAINLESS STEEL STEAM OUTLET
2	DV6061	TUBE SORTIE EAU CHAUDE	HOT WATER OUTLET PIPE
3	DV6084	TUBE ALIMENTATION 1ER GROUPE	PIPE UNIT FILLING
4	DV6085	TUBE ALIMENTATION 2EME GROUPE	PIPE UNIT FILLING
5	DV6053	TUBE ALIMENTATION 3EME GROUPE	PIPE UNIT FILLING
6	DV6052	TUBE ALIMENTATION 4EME GROUPE	PIPE UNIT FILLING
7	DV6008	TUBE VALVE VAPEUR	PIPE STEAM VALVE
8	DV6074	TUBE MANOMETRE BP	PIPE LP MANOMETER
9	DV6054	TUBE PRESSOSTAT	PIPE PRESSURESTAT
10	DV6062	TUBE REMPLISSAGE	PIPE BOILER FILLING
11	DV6090	TUBE ALIMENTATION DOSEUR	PIPE DOSER FILLING
12	DV6078	TUBE ALIMENTATION VAPEUR DROITE	PIPE RIGHT STEAM FILLING
13	DV6066	TUBE CUIVRE SOUPE HP	PIPE VALVE EXHAUST
14	DV6063	TUBE RAMPE DOSEURS	PIPE DOSER RAMP
15	DV6039	TUBE DE DECOMPRESSION	PIPE GROUP DISCHARGE
16	DV6014	TUBE CUIVRE MANOMETRE HP	PIPE HP MANOMETER
17	ID-75	TUBE FLEXIBLE COUDE ARME INOX	FLEXIBLE PIPE
18	CN-625	TUBE FLEXIBLE ARME	FLEXIBLE PIPE
19	DV6072	TUBE ALIMENTATION EV EAU CHAUDE	PIPE HOT WATER EV FILLING



01/14

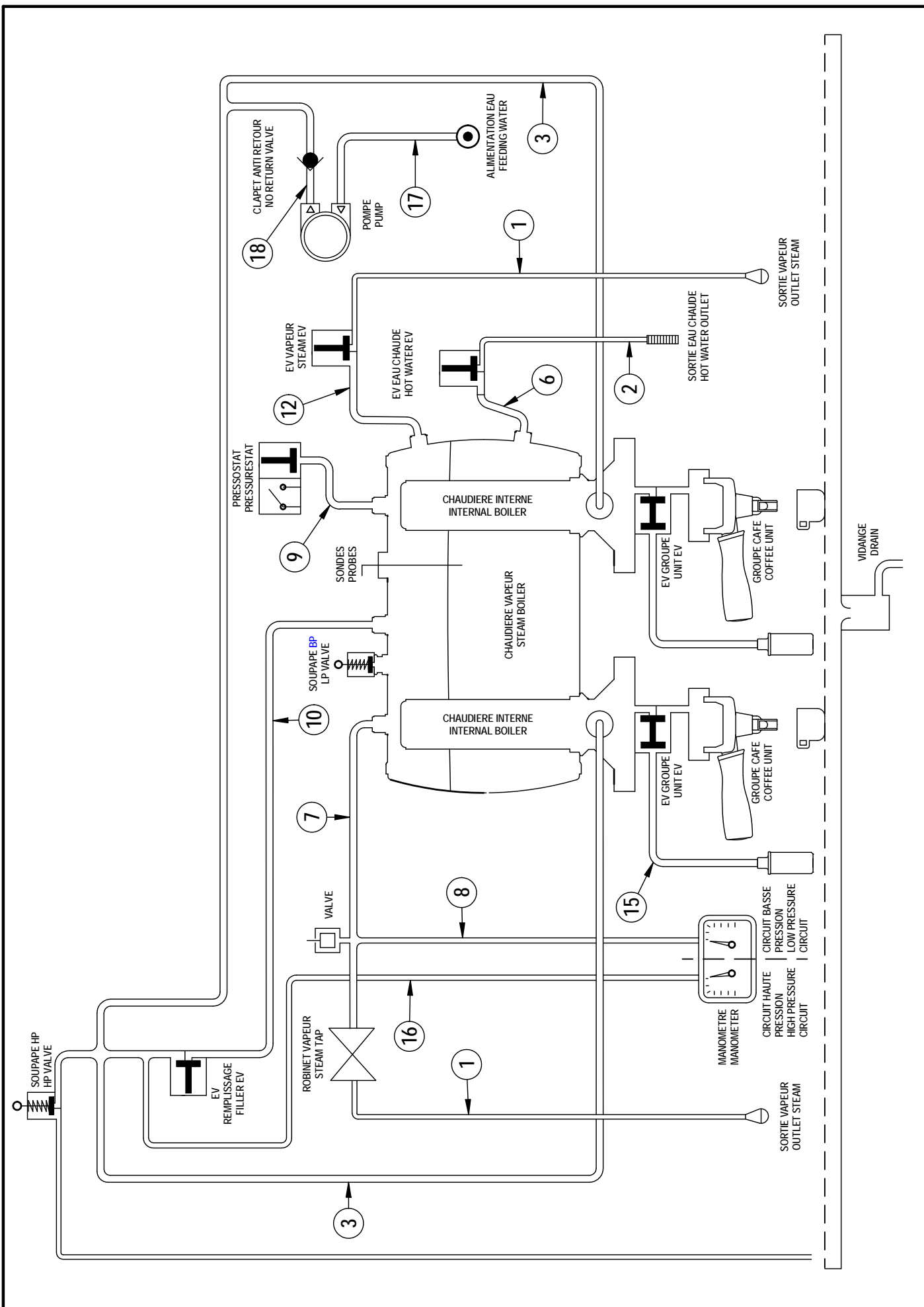
CIRCUIT HYDRAULIQUE 4GR INJECTION
HYDRAULIC CIRCUIT 4 UNITS INJECTION



554

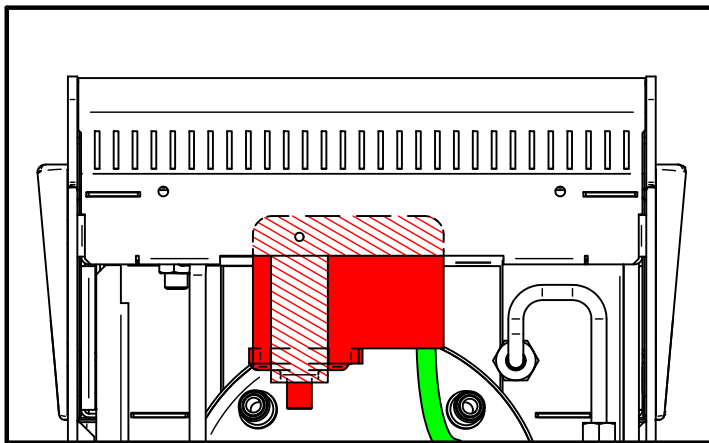
PLANCHE/PLATE :555

REP	REF		DESIGNATION
1	DV6060	TUBE SORTIE VAPEUR	PIPE HOT WATER OUTLET
2	DV6061	TUBE SORTIE EAU CHAUDE	HOT WATER OUTLET PIPE
2	FR6014	TUBE SORTIE VAPEUR PTFE	PTFE STEAM OUTLET PIPE
3	DV6057	TUBE ALIMENTATION GROUPES	UNITS FILLING PIPE
6	DV6072	TUBE ALIMENTATION EV EAU CHAUDE	PIPE HOT WATER EV FILLING
7	DV6008	TUBE VALVE VAPEUR	PIPE STEAM VALVE
8	DV6074	TUBE MANOMETRE BP	PIPE LP MANOMETER
9	DV6075	TUBE PRESSOSTAT SEC	PIPE PRESSURESTAT
10	DV6056	TUBE REMPLISSAGE	BOILER FILLING PIPE
12	DV6078	TUBE ALIMENTATION VAPEUR DROITE	PIPE RIGHT STEAM FILLING
15	DV6039	TUBE DE DECOMPRESSION	PIPE GROUP DISCHARGE
16	DV6014	TUBE CUIVRE MANOMETRE HP	PIPE HP MANOMETER
17	ID-75	TUBE FLEXIBLE COUDE ARME INOX	FLEXIBLE PIPE
18	CN-625	TUBE FLEXIBLE ARME	FLEXIBLE PIPE

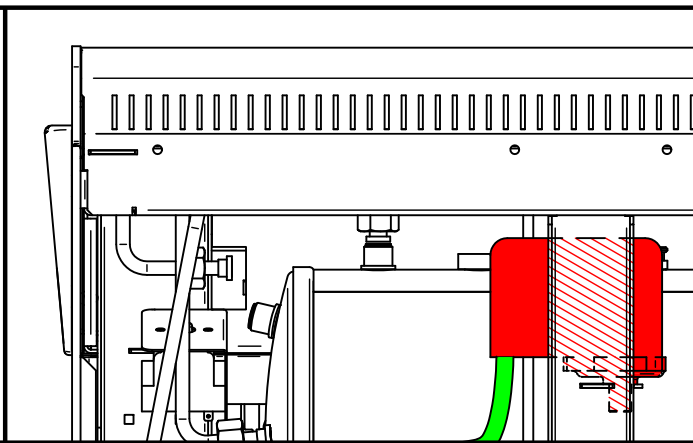


PLANCHE/PLATE :560

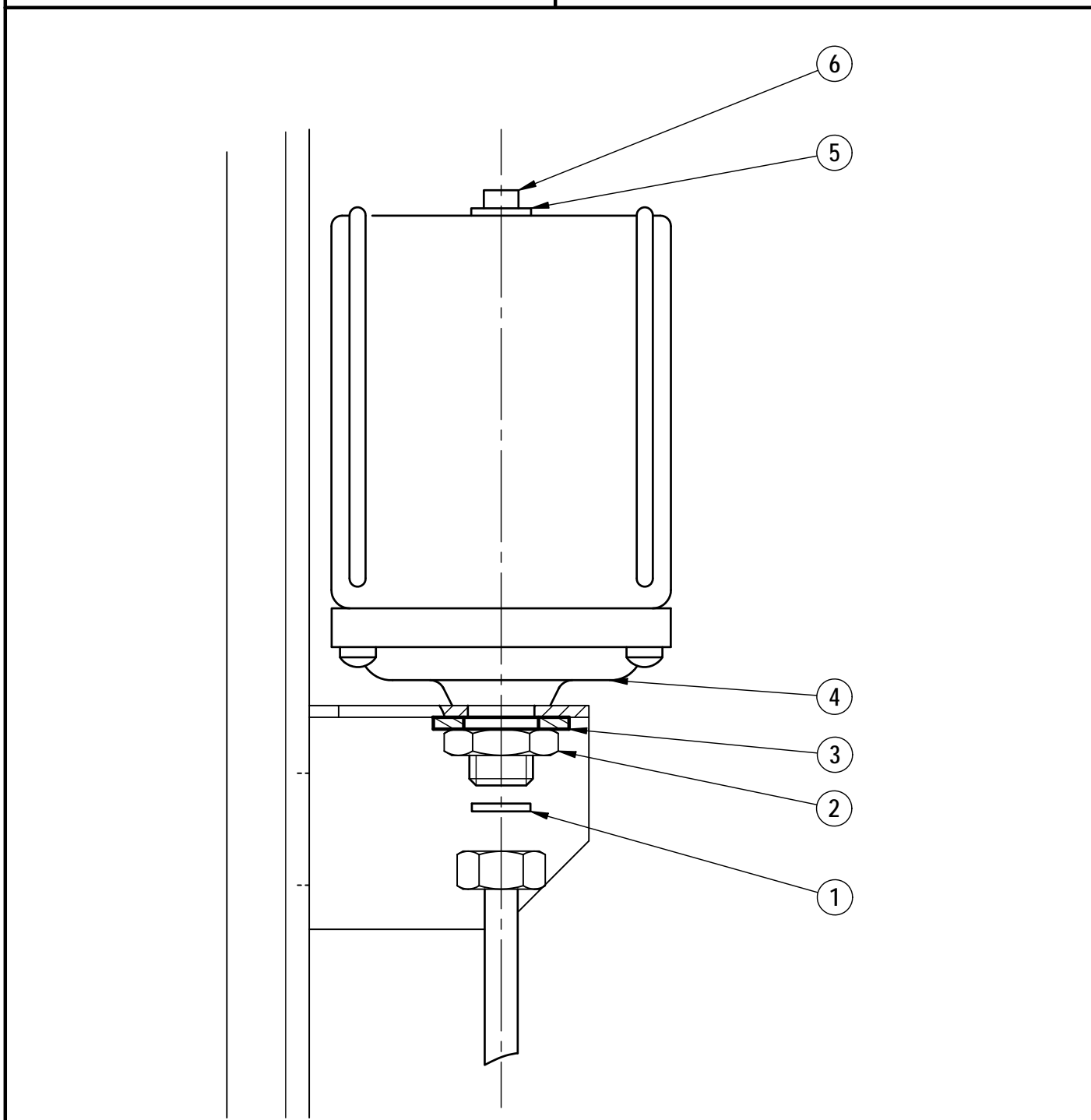
REP	REF		DESIGNATION
1	CN-618	JOINT CUIVRE 11,4 x 6,2 x 1	GASKET - 11.4 x 6.2 X 1
2	CN-638	ECROU 1/4 M	NUT 1/4
3	51870	RONDELLE PLATE ZN M14	WASHER
4	33700	PRESSOSTAT A CONTACT SEC	PRESSURESTAT
4	AE-53A	PRESSOSTAT HOMOLOGUE UL	PRESSURESTAT UL
5	PG-15B	RONDELLE INOX MOYENNE DIAM 4	WASHER
6	V-17	VIS INOX TC 4 x 8	SCREW M4 X 8



Positionnement du pressostat pour une machine 1GR
Placement of pressurestat for 1 unit

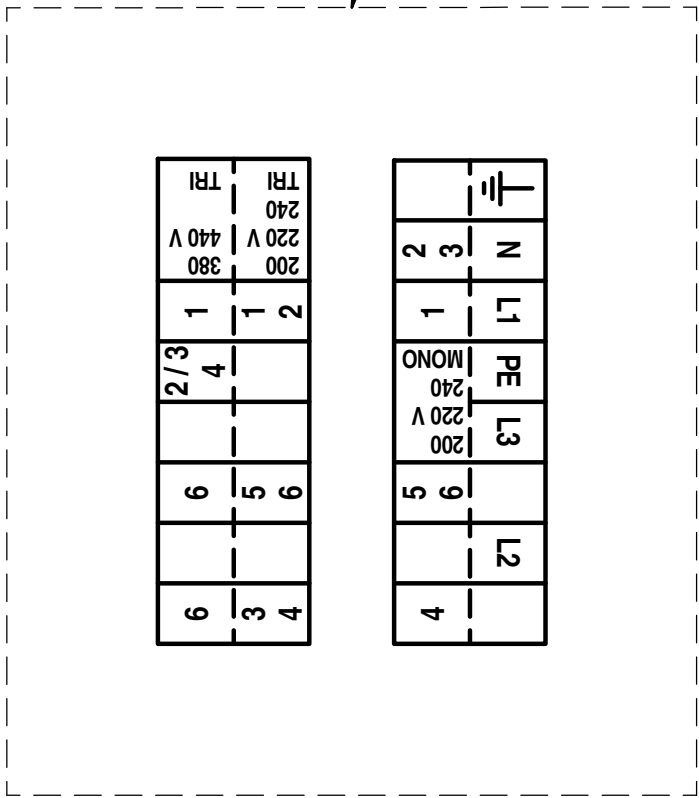
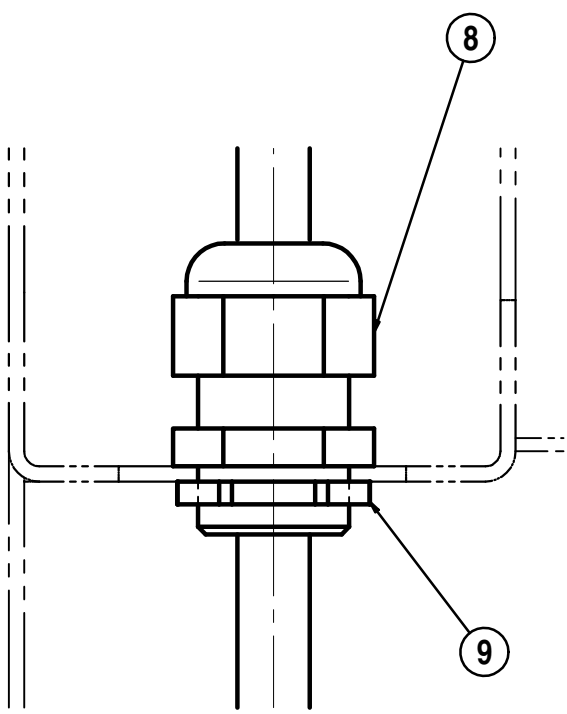
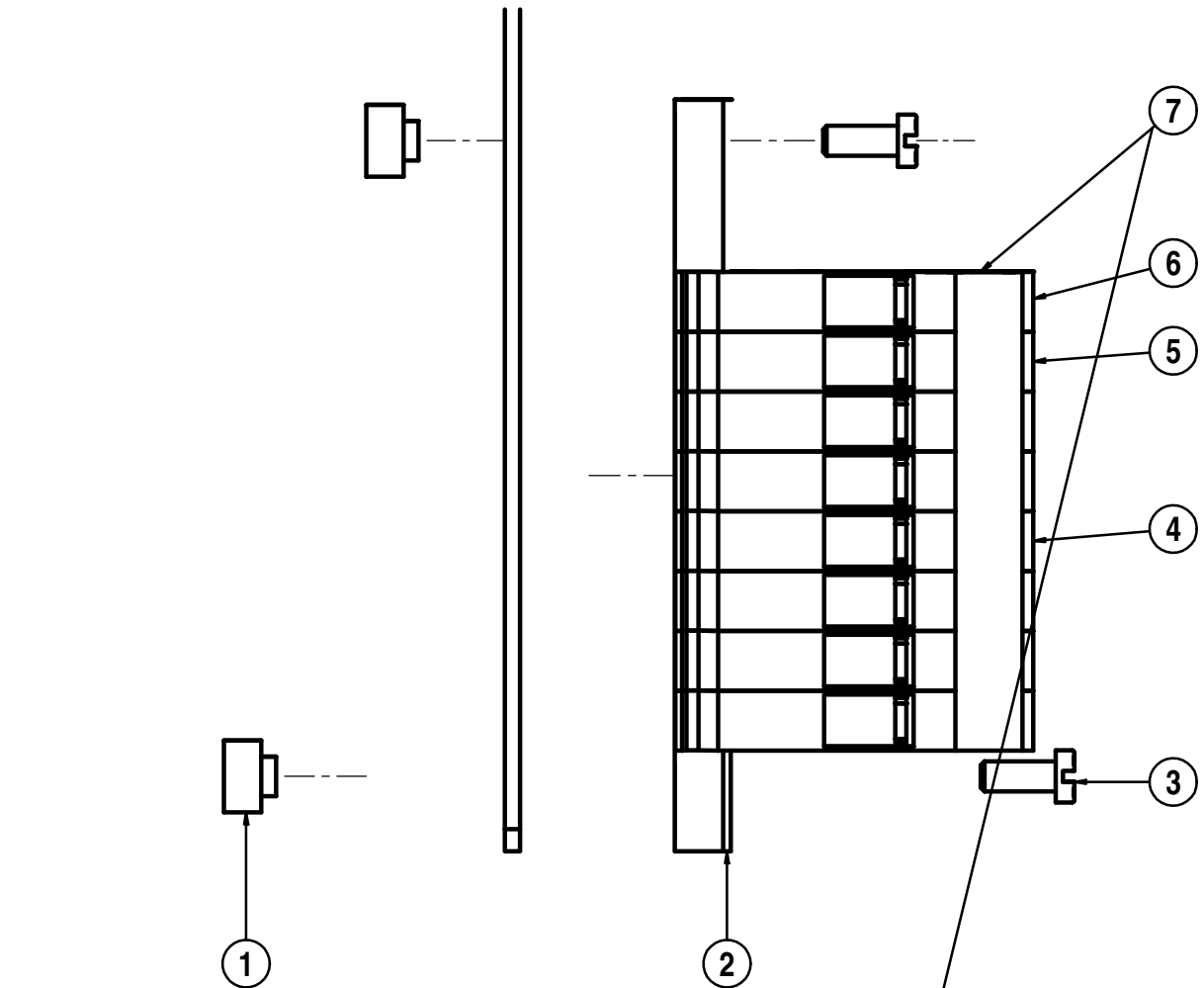


Positionnement du pressostat pour une machine 2,3,4 GR
Placement of pressurestat for 2,3,4 units



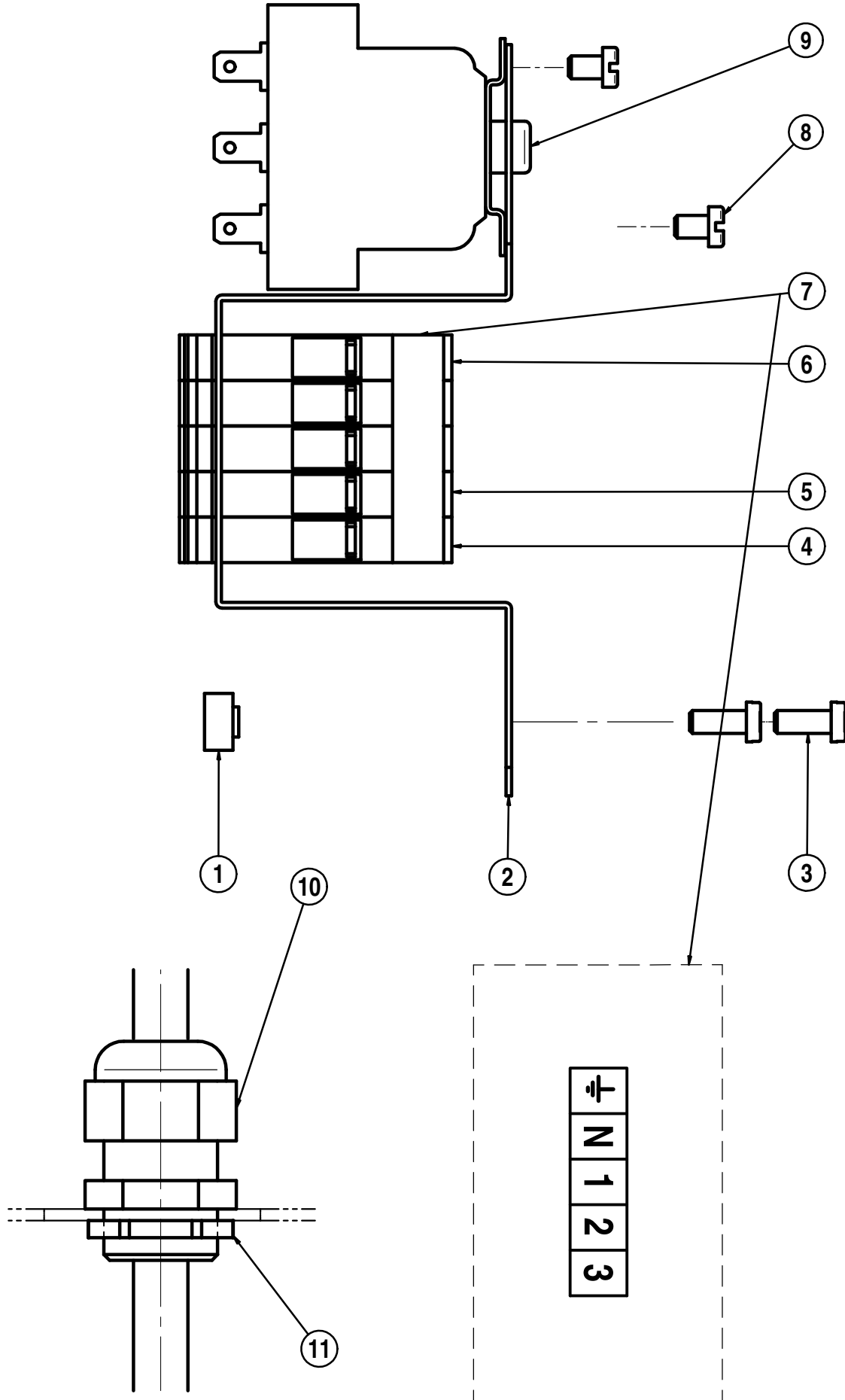
PLANCHE/PLATE :570

REP	REF	DESIGNATION	
1	52514	ECROU RAPID M4 EN CAGE	INSERT NUT M4
2	CN-724	SUPPORT BORNIER L=95mm	RAIL
3	RO-13	VIS TC M 4 X 10 INOX	SCREW
4	AE-50	BORNIER G.M. GRIS	TERMINAL BOARD GREY
5	AE-51	BORNIER BLEU	TERMINAL BOARD BLUE
6	AE-52	BORNIER TERRE VERT-JAUNE	TERMINAL BOARD - GREEN/YELLOW
7	ED-112	ETIQUETTE BORNIER	TERMINAL STICKER
8	DV-08	PRESSE ETOUPE UL COUL= NOIRE	STRAIN RELIEF
8	ED-133	PRESSE ETOUPE NOIR	PACKING GLAND
9	DV-09	CONTRE ECROU LAITON NICKELE	STRAIN RELIEF NUT
9	ED-134	CONTRE ECROU DE PRESSE ETOUPE	PACKING GLAND NUT



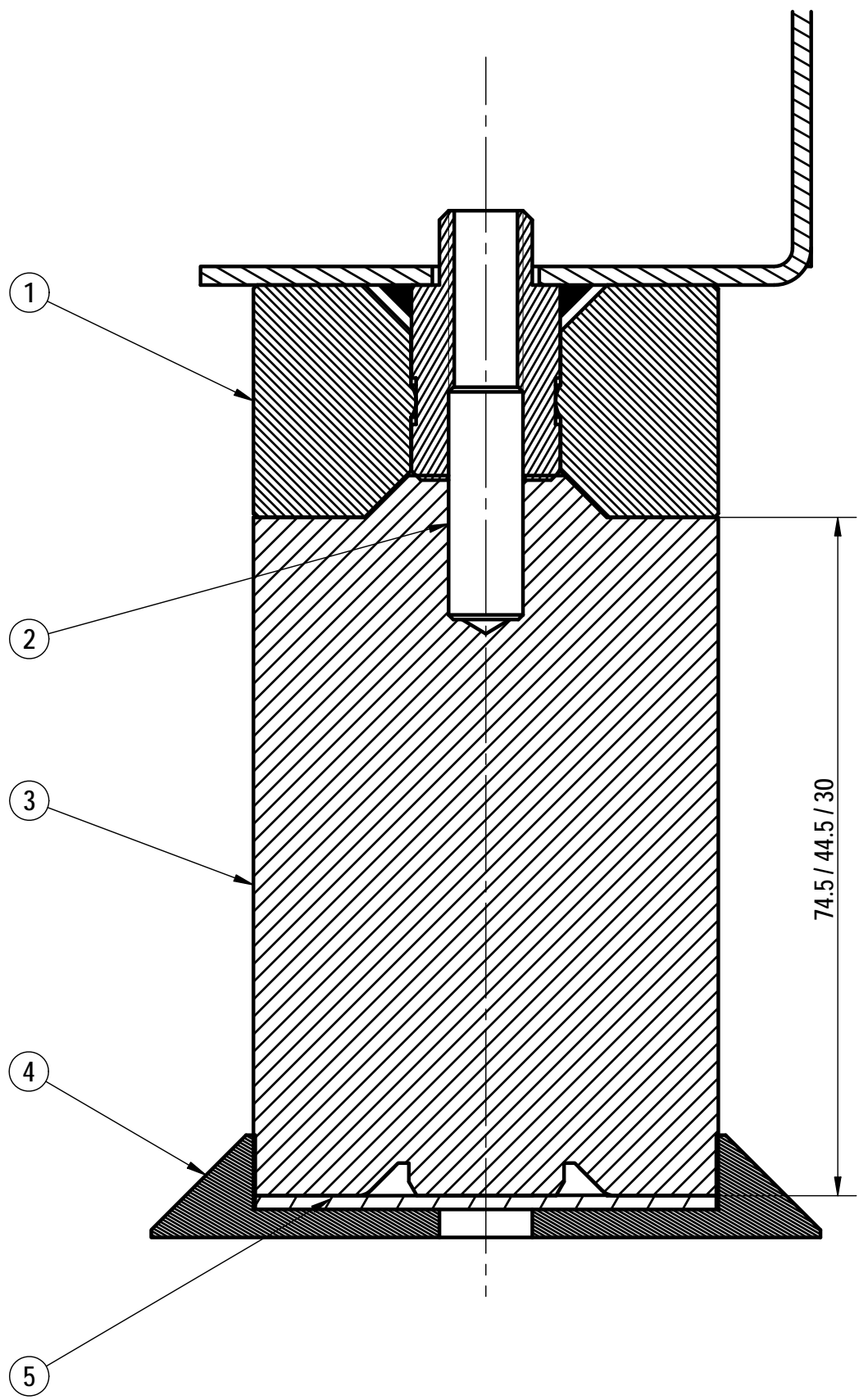
PLANCHE/PLATE :572

REP	REF	DESIGNATION	
1	52514	ECROU RAPID M4 EN CAGE	INSERT NUT M4
2	DV2055	TOLE SUPPORT BORNIER	SHEET METAL TERMINAL BOARD
3	RO-13	VIS TC M 4 X 10 INOX	SCREW
4	AE-50	BORNIER G.M. GRIS	TERMINAL BOARD GREY
5	AE-51	BORNIER BLEU	TERMINAL BOARD BLUE
6	AE-52	BORNIER TERRE VERT-JAUNE	TERMINAL BOARD - GREEN/YELLOW
7	45949	ETIQUETTE BORNIER	TERMINAL STICKER
9	34201	THERMOSTAT SECURITE 160C TRI	THERMOSTAT 160C TRI
9	34202	THERMOSTAT SECURITE 160C UL	THERMOSTAT 160C UL
8	CN-325	VIS INOX TC 4 x 6	SCREW M4 X 6
10	DV-08	PRESSE ETOUPE UL COUL= NOIRE	STRAIN RELIEF
11	DV-09	CONTRE ECROU LAITON NICKELE	STRAIN RELIEF NUT



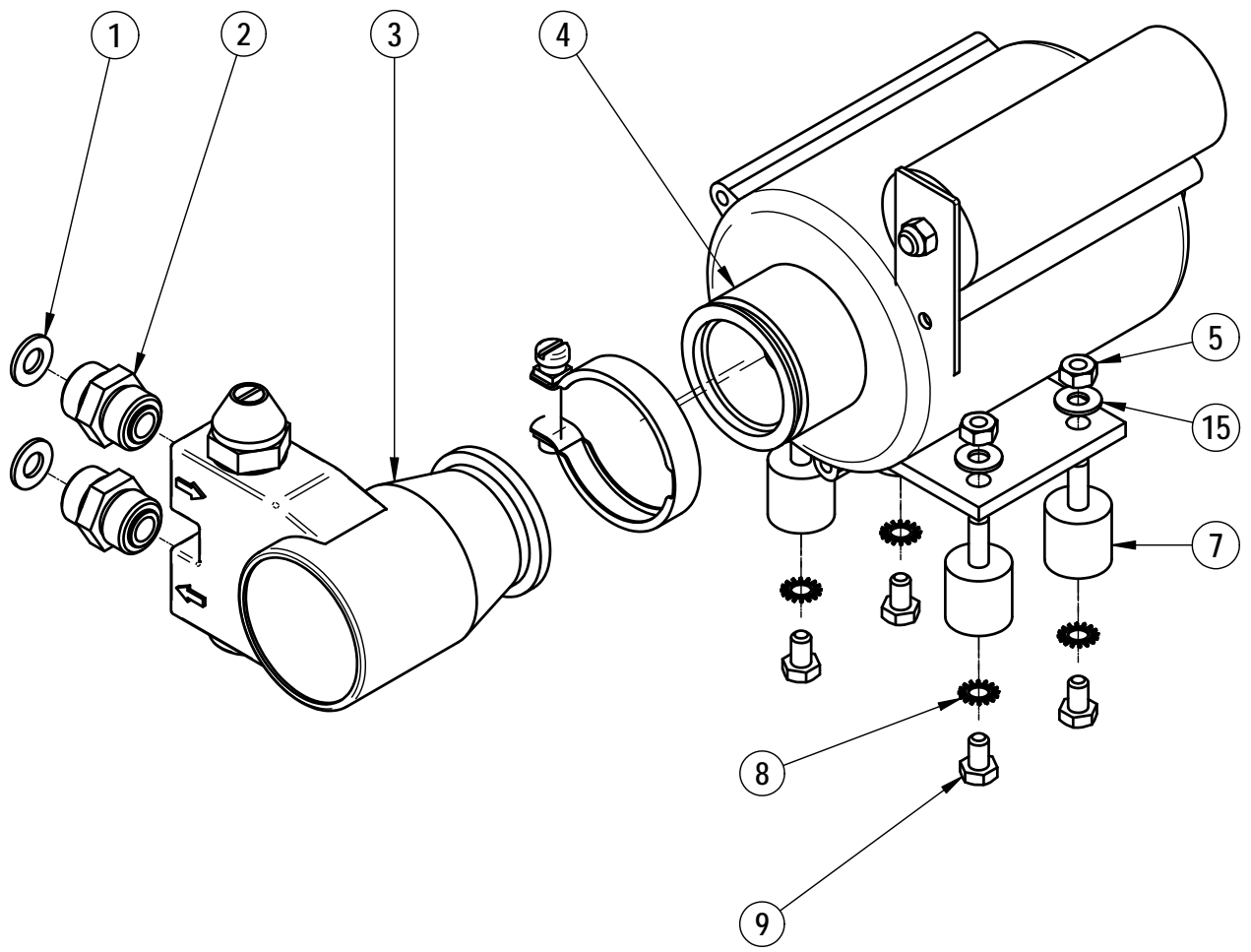
PLANCHE/PLATE :580

REP	REF	DESIGNATION	
1	NM-002	PIED CAOUTCHOUC NOIR	FOOT
2	50402	VIS TCHC TETE BASSE M8X16 INOX	S.STEEL SCREW M8 X 16
3	DV4030	PIED ALU H30	FOOT H30
3	NM-236	PIED ALU D50 H44.5	FOOT H44.5
3	NM-176	PIED ALU POUR MACHINE NSF	FOOT FOR NSF MACHINE
4	NZ7024	PATIN PIED ARRIERE	REAR RUBBER FOOT
5	45939	ADHESIF PIED MACHINE	STICKER FOOT



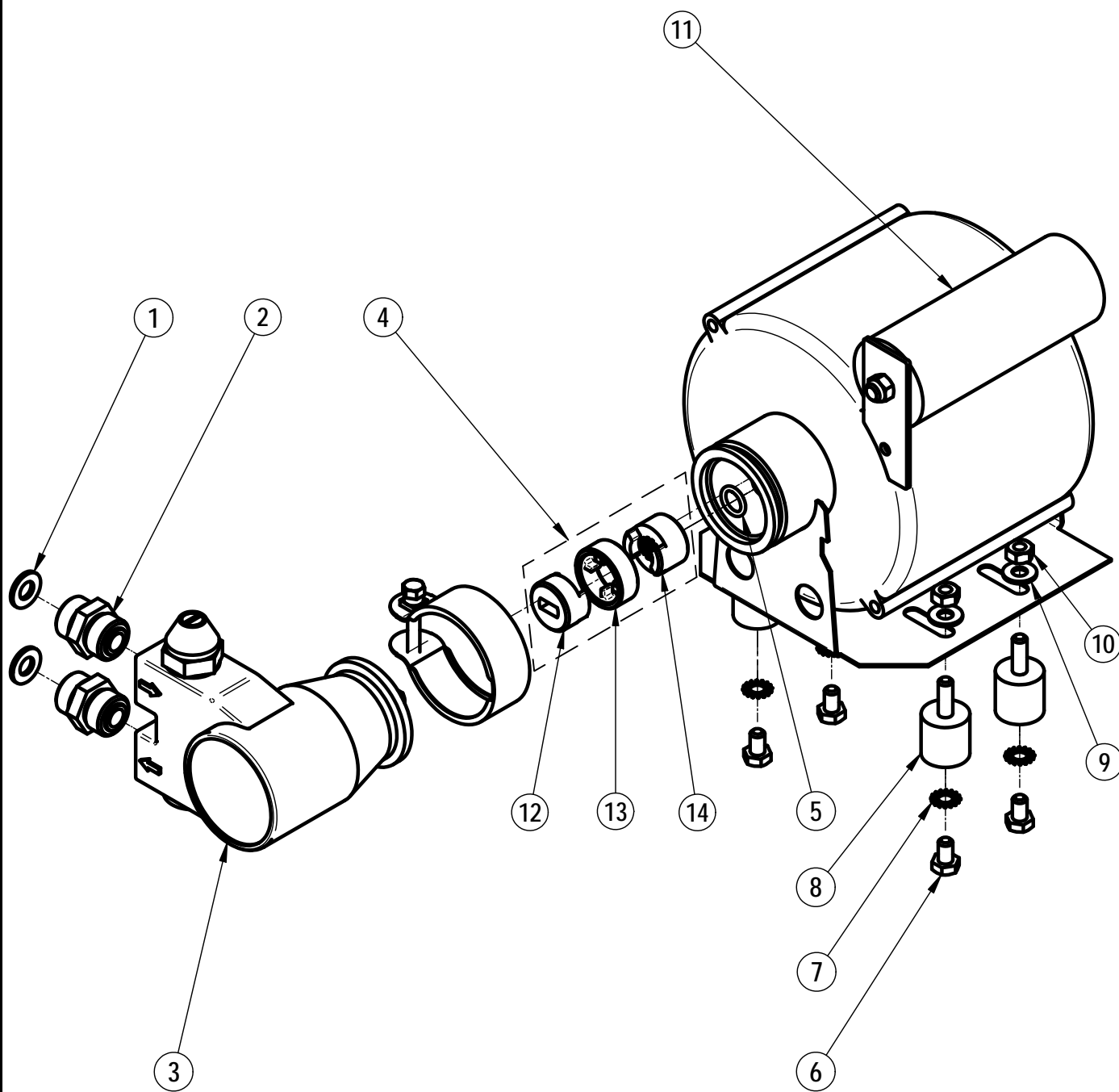
PLANCHE/PLATE : 591

REP	REF	DESIGNATION	DESIGNATION
1	CH-16	JOINT CUIVRE RECUIT 3/8	WASHER - COPPER - 3/8
2	CN-347A	RACCORD D'ALIM. 3/8 - 3/8 MM	FITTING - 3/8 X 3/8 -
3	37201	POMPE ROTATIVE 100L/H FLUID O TECH	FLUID O TECH PUMP 100L/H
3	37223	POMPE ROTATIVE 100L/H PROCON	PROCON PUMP 100L/H
4	37250	MOTEUR 220V 50 HZ 120W	MOTOR 220V 50 HZ 120W
4	37252	MOTEUR 220V60 HZ UL	MOTOR 220V 60 HZ UL
4	37255	MOTEUR 110V 60HZ 120W	MOTOR 110V 60HZ
4	37258	MOTEUR 240V 50HZ 120W	MOTOR 240V 50HZ 120W
5	AE-13A	ECROU INOX Hu 6-100	NUT M6
6	PH-32	RONDELLE ACIER Zn 6,25x14x1,2	WASHER
7	37265	PLOT APB 20-20 45 SHORES	SILENTBLOC
8	51655	RONDELLE GROWER DE 6	WASHER 6
9	DO-45	VIS ACIER ZN TH 6 X 8	SCREW 6 X 8



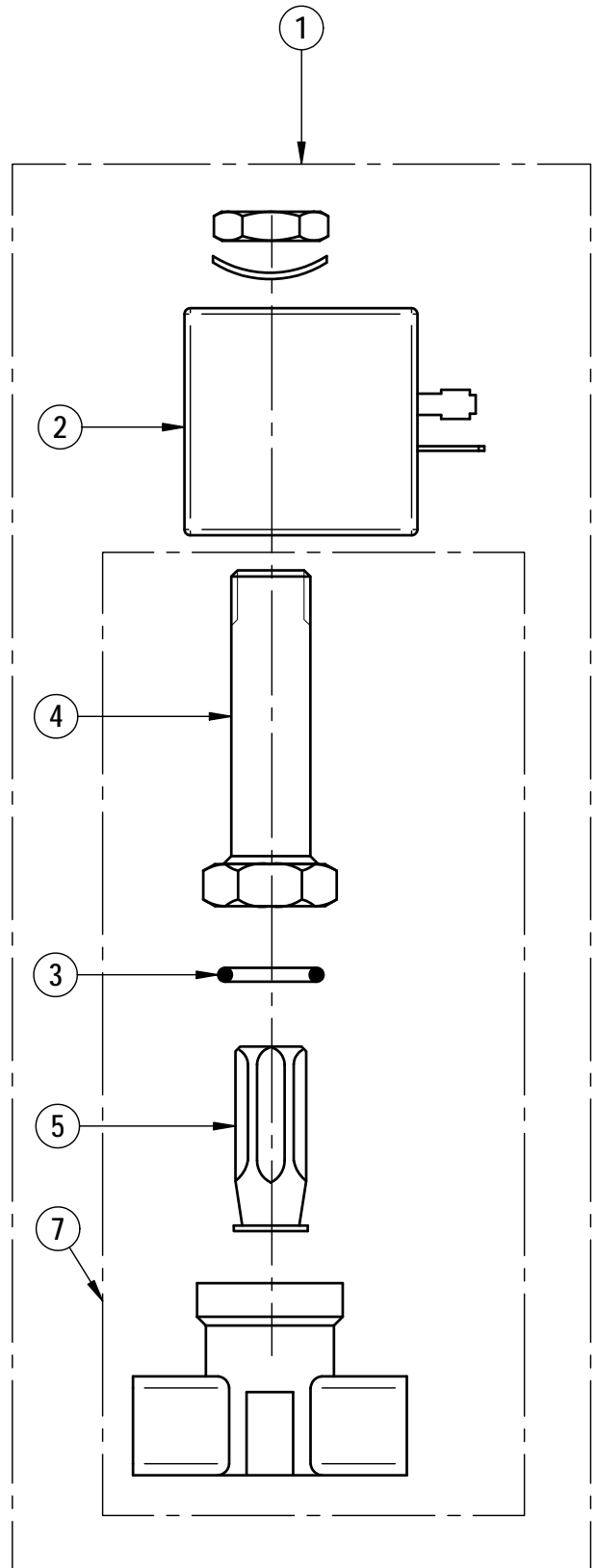
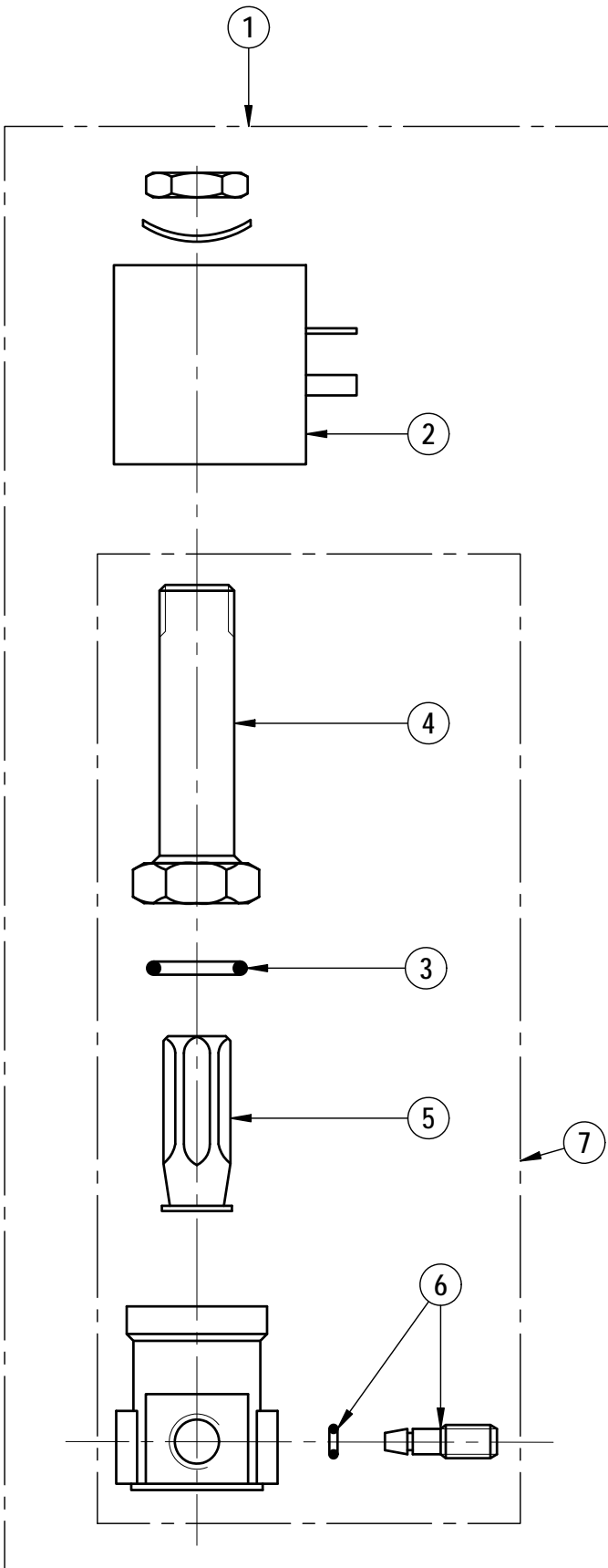
PLANCHE/PLATE : 600

REP	REF	DESIGNATION	DESIGNATION
1	CH-16	JOINT CUIVRE RECUIT 3/8	WASHER - COPPER - 3/8
2	CN-347A	RACCORD D'ALIM. 3/8 - 3/8 MM	FITTING - 3/8 X 3/8 -
3	37202	POMPE ROTATIVE 200L/H FLUID O TECH	FLUID O TECH PUMP 200L/H
3	37225	POMPE ROTATIVE 200L/H PROCON	PROCON PUMP 200L/H
4	37216	KIT ACCOUPLEMENT POMPE	COUPLING KIT
5	28104	JOINT TORIQUE 2X9,5 FKM 80SH	GASKET 2X9,5
6	DO-45	VIS ACIER ZN TH 6 X 8	SCREW 6 X 8
7	51655	RONDELLE GROWER DE 6	WASHER 6
8	DO-19	PLOT APB 20-20	SILENTBLOC
9	PH 32	RONDELLE PLATE 6,25 X 14 X 1,2	WASHER
10	AE-13A	ECROU INOX Hu 6-100	NUT M6
11		MOTEUR POMPE	PUMP MOTOR
A	PI-52	MOTEUR CANNELE 220V50HZ	MOTOR 220V 50HZ
B	PI-52A	MOTEUR CANNELE 220V60HZ	MOTOR 220V 60HZ
C	37245	MOTEUR CANNELE 240V 50HZ	MOTOR 240V 50HZ
12	37215	JOINT D'ACCOUPLEMENT	SLEEVE COUPLING
13	37211	AMORTISSEUR ACCOUPLEMENT	RUBBER COUPLING
14	37210	JOINT D'ACCOUPLEMENT	SLEEVE COUPLING



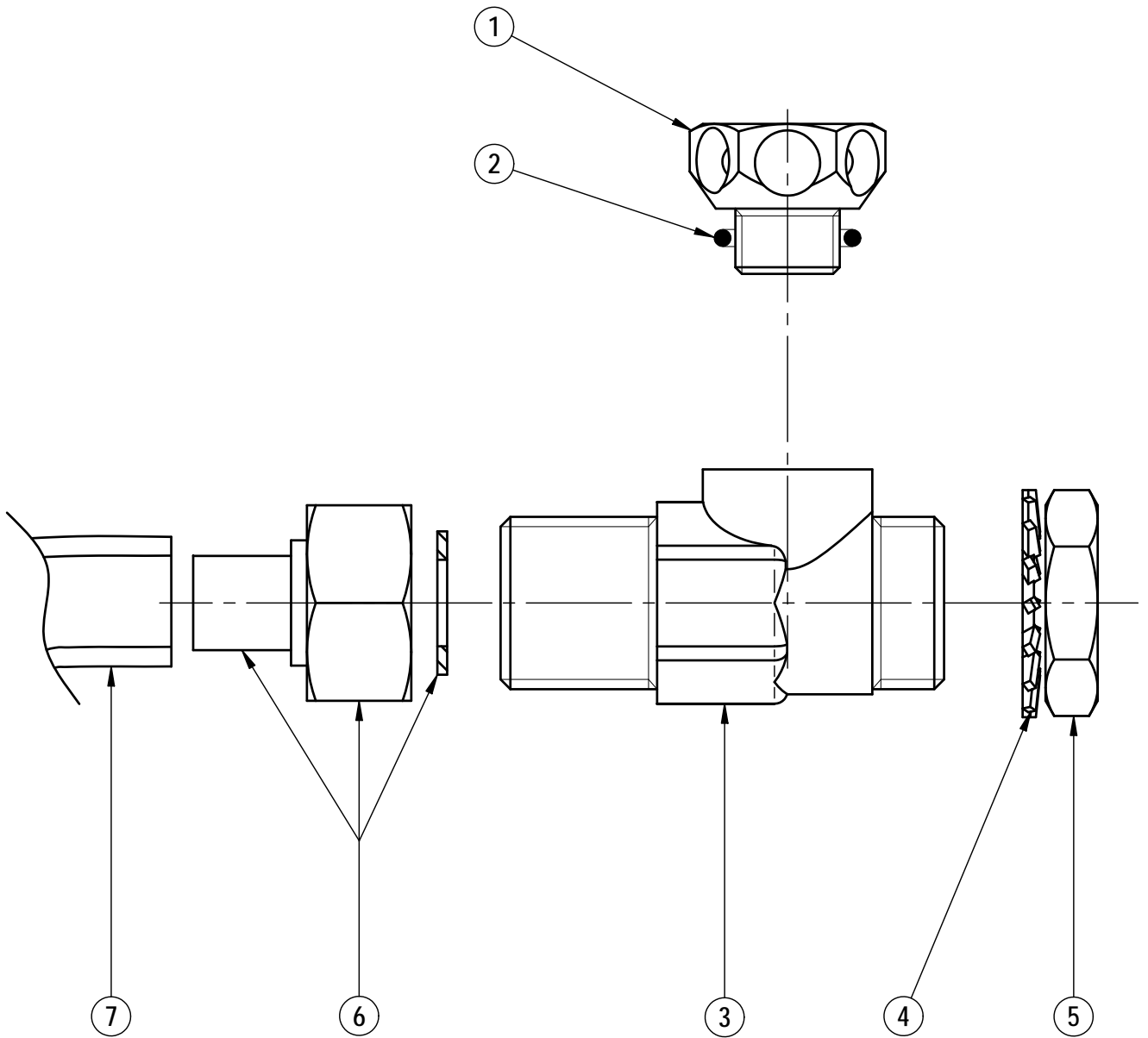
PLANCHE/PLATE : 655

REP	REF	DESIGNATION	DESIGNATION
1	CN-245	ELECTROVANNE 2V 220V 50HZ	ELECTROVALVE 2W 220V-50HZ
1	CN-245D	ELECTROVANNE 2V 220-60/208-50	ELECTROVALVE 2W 220-60/208-50
1	CN-245G	ELECTROV.2V 110V60Hz/100V50Hz	ELECTROVALVE 110V.60HZ
1	CN-245N	ELECTROVANNE 2V 240V 50HZ	ELECTROVALVE 2W 240V 50HZ
1	CN-631	ELECTROVANNE 2V REGL.220V50HZ	ELECTROVALVE 2W ADJ 220-50Hz
1	CN-631A	ELECTROVANNE 2V REG.220/60-208/50	ELECTROVALVE 2W ADJ. 220V60HZ
1	CN-631C	ELECTROVANNE 2V REGL 110V60HZ	ELECTROVALVE 2W ADJ. 110V60HZ
1	CN-631N	ELECTROVANNE 2V REGL. 240V 50HZ	ELECTROVALVE 2W ADJ. 240V 50HZ
2	MI-54	BOBINE ELECTROV.8W ODE 220/50	ELECTROVALVE COIL 220V-50HZ
2	MI-83	BOBINE EV O.D.E 220V 60HZ UL	ELECTROVALVE COIL 220V-60HZ
2	MI-90	BOBINE EV O.D.E 110V60 UL	ELECTROVALVE COIL 110V60Hz
2	35015	BOBINE EV CAFE 240V 50HZ 8W	COIL 240V 50HZ 8W
3	35523	JOINT TORIQUE	O RING
4	35521	CORPS DEPHASEUR EV 2V REGLABLE	BODY PHASE SHIFTER 2W ADJUSTABLE
4	35525	CORPS DEPHASEUR EV 2V	BODY PHASE SHIFTER 2W
5	35520	CLAPET ELECTROVANNE 2V REGLABLE	ELECTROVALVE PISTON 2W ADJUSTABLE
5	35524	CLAPET ELECTROVANNE 2V	ELECTROVALVE PISTON 2W
6	35522	ENSEMBLE VIS DE REGLAGE	SCREW KIT
7	CN-245W	ELECTROVANNE 2 V. SANS BOBINE	ELECTROVALVE 2W WITHOUT COIL
7	CN-631W	ELECTROVANNE 2V REG SANS BOBINE	ELECTROVALVE 2W ADJ WITHOUT COIL



PLANCHE/PLATE : 690

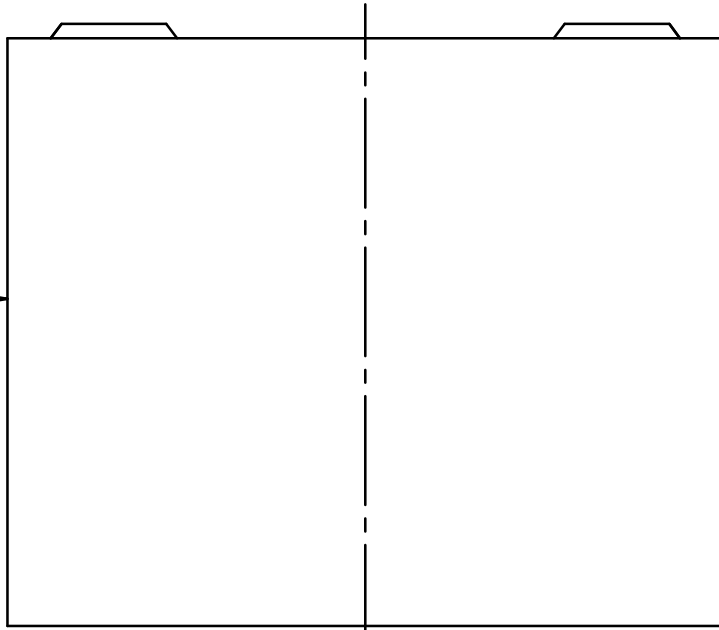
REP	REF	DESIGNATION	DESIGNATION
1	B-53	ECROU CHROME BLOCAGE BASSINE	OVERFLOW-TRAY LOCK NUT
2	27845	JOINT TORIQUE 2.62 X 17.13	O-RING 2.62 X 17.13
3	B-50B	COLLECTEUR DE VIDANGE	DRAIN COLLECTOR
4	51857	RONDELLE EVENTAILLE M27 ZINGUE	WASHER
5	B-40A	ECROU 3/4 LAITON	NUT 3/4
6	TC-164	COUDE 3/4 EN LAITON	DRAIN COLLECTOR ELBOW
7	12745	TUYAU TRANSMETAL D 16 X 22.2	PIPE D16 X 22.2



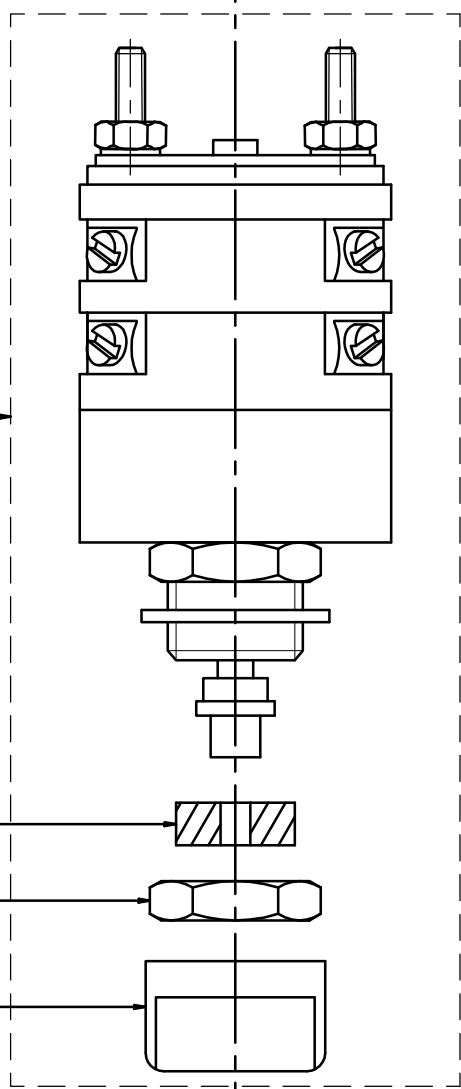
PLANCHE/PLATE : 730

REP	REF	DESIGNATION	DESIGNATION
1	ID-68A	CACHE DE COMMUTATEUR	TERMINAL COVER
2	ID-67A	COMMUTATEUR A1700 UL/CSA	SWITCH A1700 UL/CSA
3	PA-77	JOINT 6,5 x 16 x 5	GASKET 6,5 X 16 X 5
4	CN-879	ECROU DE COMMUTATEUR 3/8	NUT 3/8
5	ID-69	MANETTE NOIRE COMMUTATEUR	HANDLE
6	NM-086	ADHESIF POUR COMMUTATEUR	STICKER

①



②




③



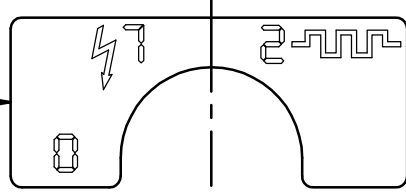
④



⑤



⑥



03/04

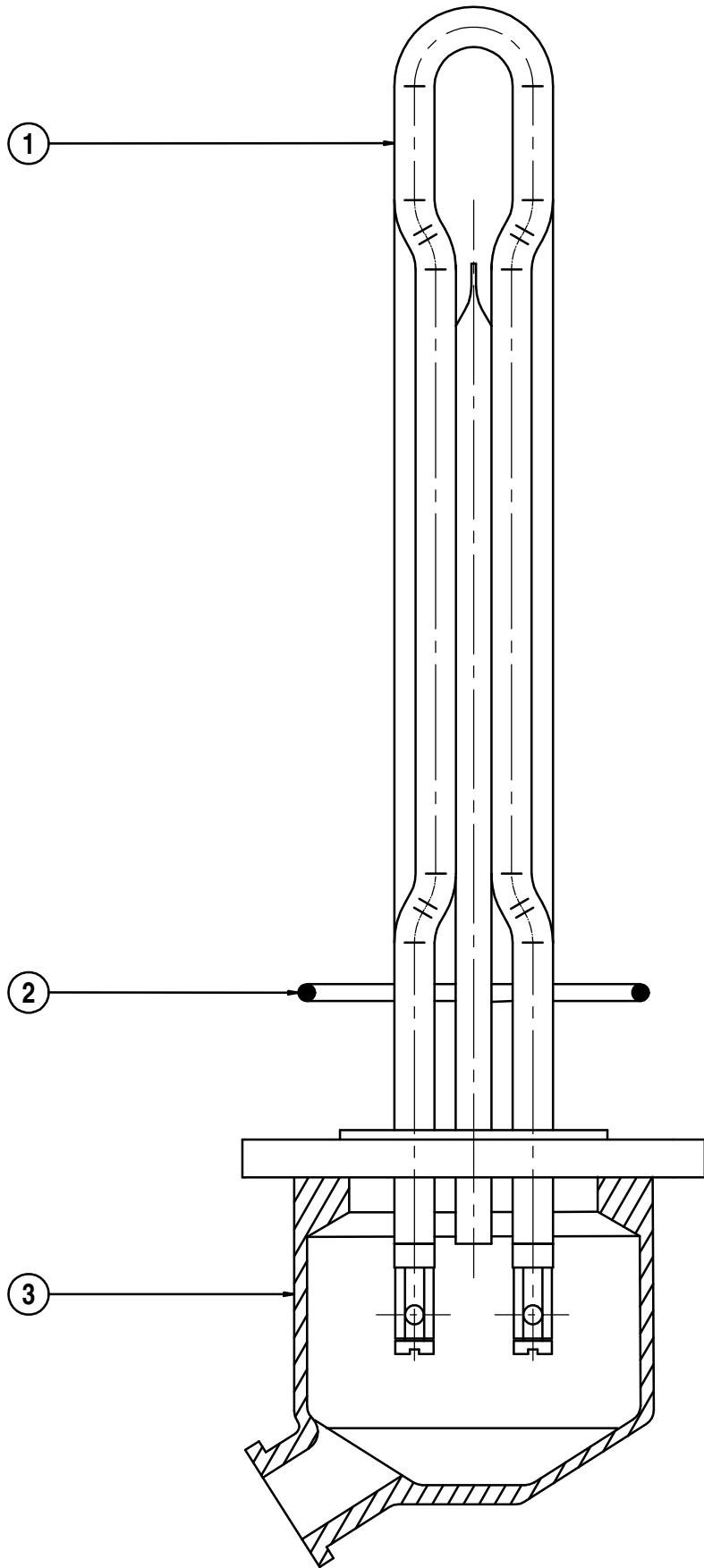
COMMUTATEUR
SWITCH

UNIC

730

PLANCHE/PLATE : 770

REP	REF	DESIGNATION	
1	29810	ELEMENT CHAUFFANT 110V-1500W	HEATING ELEMENT 110V-1500W
1	29811	ELEMENT CHAUFFANT 230V 2730W	HEATING ELEMENT 230V 2730W
1	29812	ELEMENT CHAUFFANT 230V4370W	HEATING ELEMENT 230V 4370W
1	29813	ELEMENT CHAUFFANT 230V 6555W	HEATING ELEMENT 230V 6555W
1	29845	ELEMENT CHAUFFANT 240V 5500W	HEATING ELEMENT 240V 5500W
2	CV-20	JOINT TORIQUE 3,53X66,68 FKM	GASKET - 66.68 x 3.53
3	29815	CACHE RESISTANCE	INSULATOR BOOT

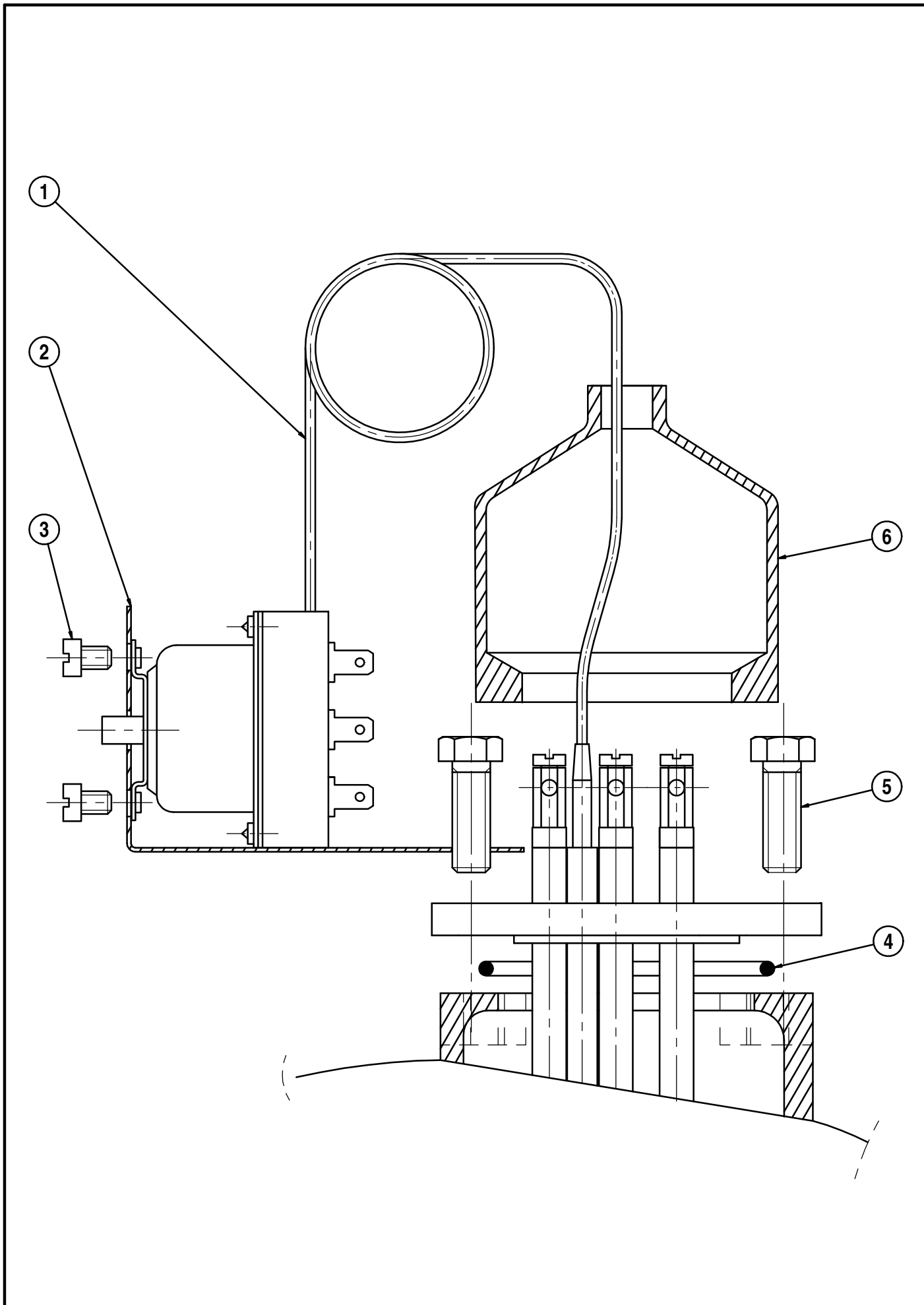


03/04 ELEMENT CHAUFFANT
HEATING ELEMENT

UNIC 770

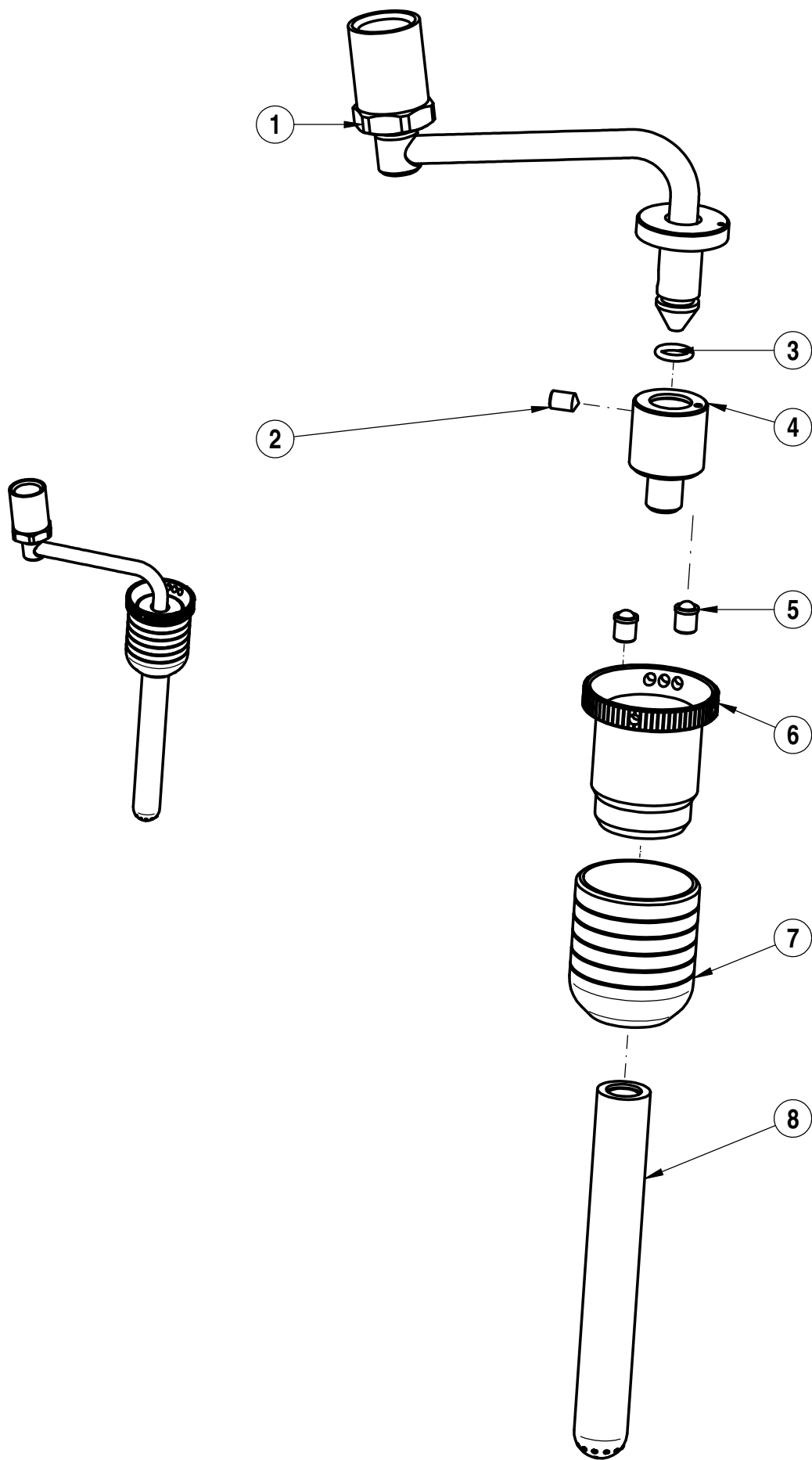
PLANCHE/PLATE : 772

REP	REF	DESIGNATION	
1	34202	THERMOSTAT SECURITE 160C TRI UL	THERMOSTAT 160C UL
2	NM-296	SUPPORT THERMOSTAT	THERMOSTAT HOLDER
3	CN-325	VIS INOX TC 4 x 6	SCREW M4 X 6
4	CV-20	JOINT TORIQUE 3,53X66,68 FKM	GASKET - 66.68 x 3.53
5	CV-4	VIS ACIER ZN TH 8 x 25	SCREW M8 X 25
6	29815	CACHE RESISTANCE	INSULATOR BOOT



PLANCHE/PLATE : 970

REP	REF	DESIGNATION	DESIGNATION
1	RO-59A	TUBE SORTIE CAPPUCINO	CAPPUCINO OUTLET PIPE
2	PC-38	VIS STHC M5X8 BOUT POINTU	POINT END SCREW
3	CN-436	JOINT TORIQUE 8.73 x 1,78	O RING 8.73 x 1.78
4	RO-57	MELANGEUR	MIXER
5	RO-58	POUSSOIR A BILLE	THRUST BALL BEARING
6	RO-55	BARILLET	BARREL
7	RO-68	CACHE BARILLET	BARREL COVER
8	RO-54	SORTIE PTFE 17 TROUS	PTFE OUTLET 17 HOLES



29/11/06

SORTIE CAPPUCINO
CAPPUCINO OUTLET

RO62A

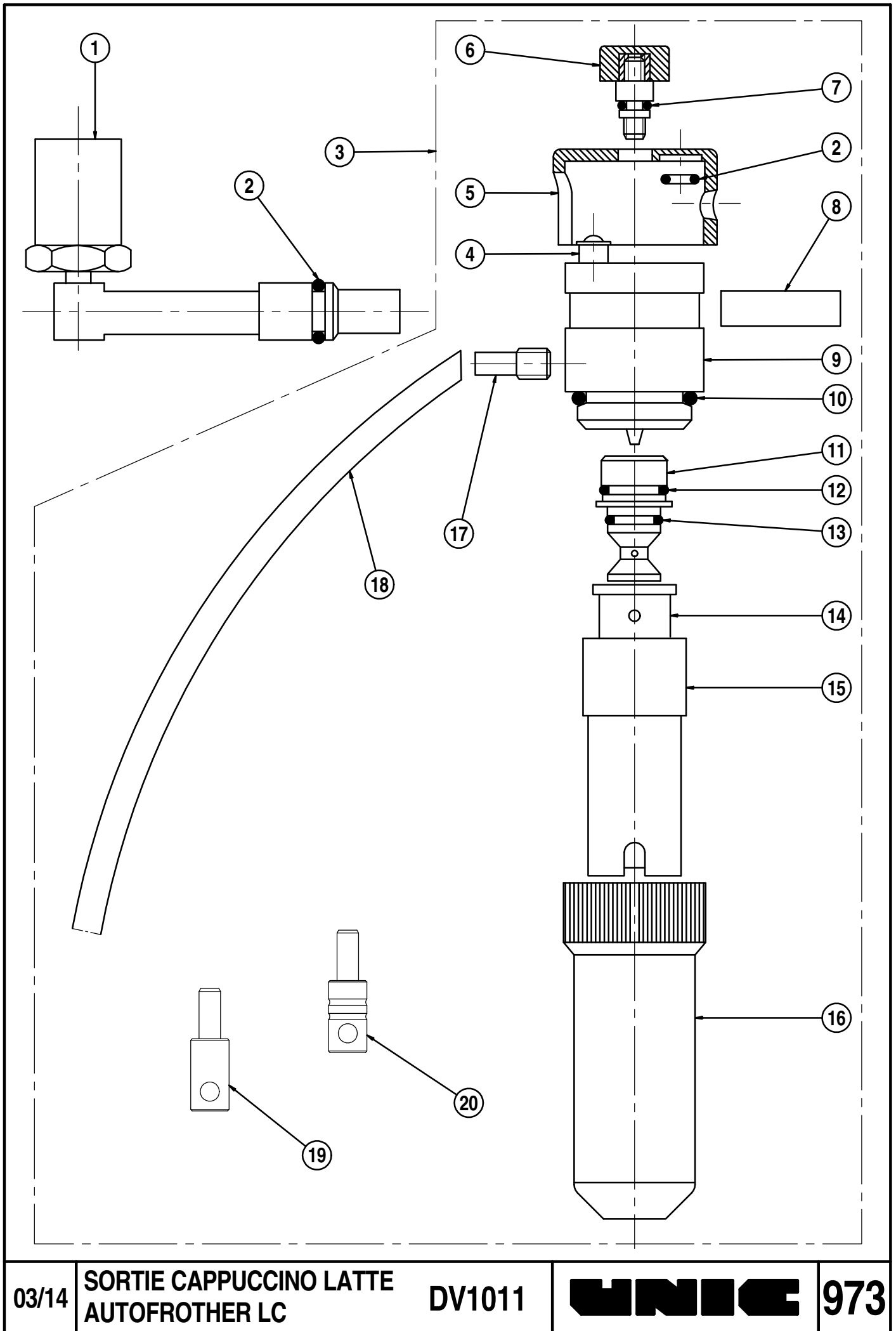
UNIC

970

:

PLANCHE/PLATE : 973


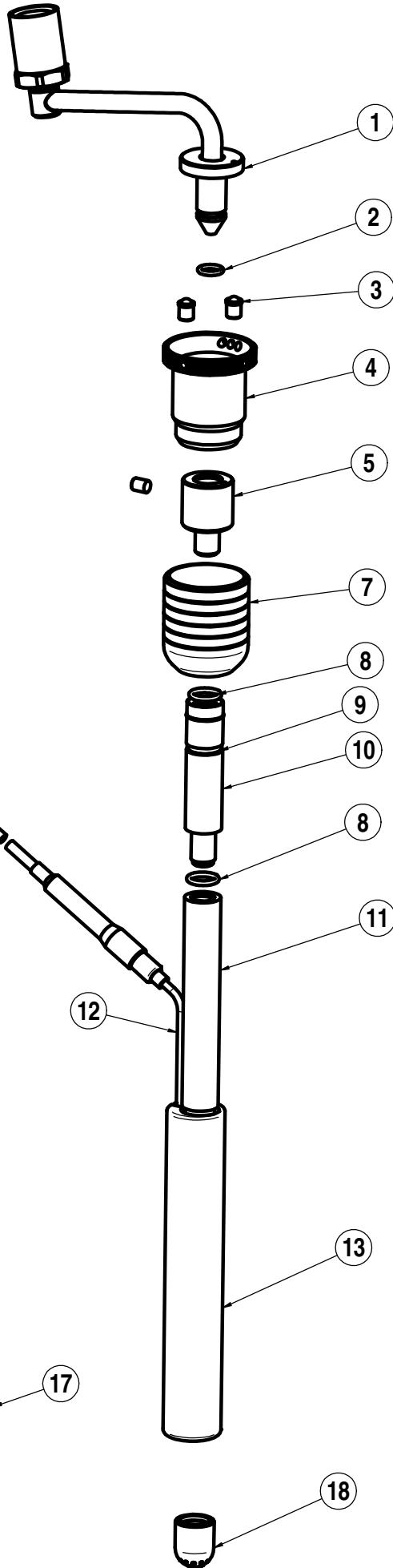
REP	REF	DESIGNATION	DESIGNATION
1	DV6040	TUBE CUIVRE LC	LC COPPER PIPE
2	NA-47	JOINT TORIQUE 1.78X7.66 EPDM	O RING - 1.78 X 7.66 EPDM
3	26170	SORTIE CAPPUCINATORE LC	LC CAPPUCINATORE OUTLET
4	RO-58	POUSSOIR A BILLE	THRUST BALL BEARING
5	26172	MANETTE	LEVER
6	26179	VIS M4 COMPLET	WHOLE M4 SCREW
7	TC-80	JOINT TORIQUE 1.78 X 2.90 FKM	O RING 1.78 X 2.90 FKM
8	45930	ETIQUETTE LC	LC STICKER
9	26180	CORPS COMPLET	WHOLE BODY
10	PH-17	JOINT TORIQUE 2.62 X 20.63 EPDM	O RING 2.62 X 20.63 EPDM
11	26174	MELANGEUR	MIXER
12	CN2850	JOINT TORIQUE 1.78X10.82 EPDM	O RING - 1.78 X 10.82 EPDM
13	27715	JOINT TORIQUE 1.78X8.73 SIL	O RING - 1.78 X 8.73 SIL
14	26149	MOUSSEUR	FROTHER
15	26148	BRISE JET	ANTI SPLASH
16	26171	BEC VERSEUR	POURING LIP
17	26175	EMBOUT M6	M6 NOZZLE
18	12708	TUBE SILICONE CAPPUCINATORE L	CAPPUCINATORE SILICON PIPE
19	26151	REDUCTEUR CAPPUCINATORE D1.7	CAPPUCINATORE REDUCER D1.7
20	26152	REDUCTEUR CAPPUCINATORE D2	CAPPUCINATORE REDUCER D2
21	26124	GOUPILLON NETTOYAGE	CLEANING BRUSH



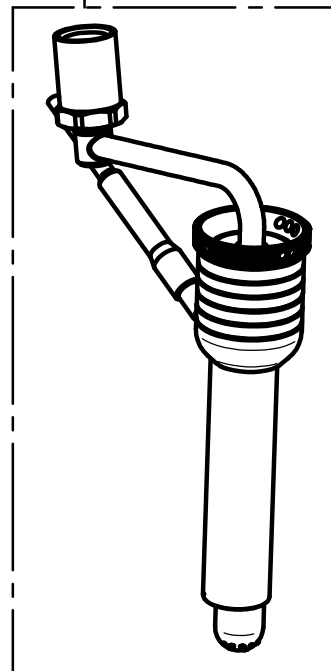
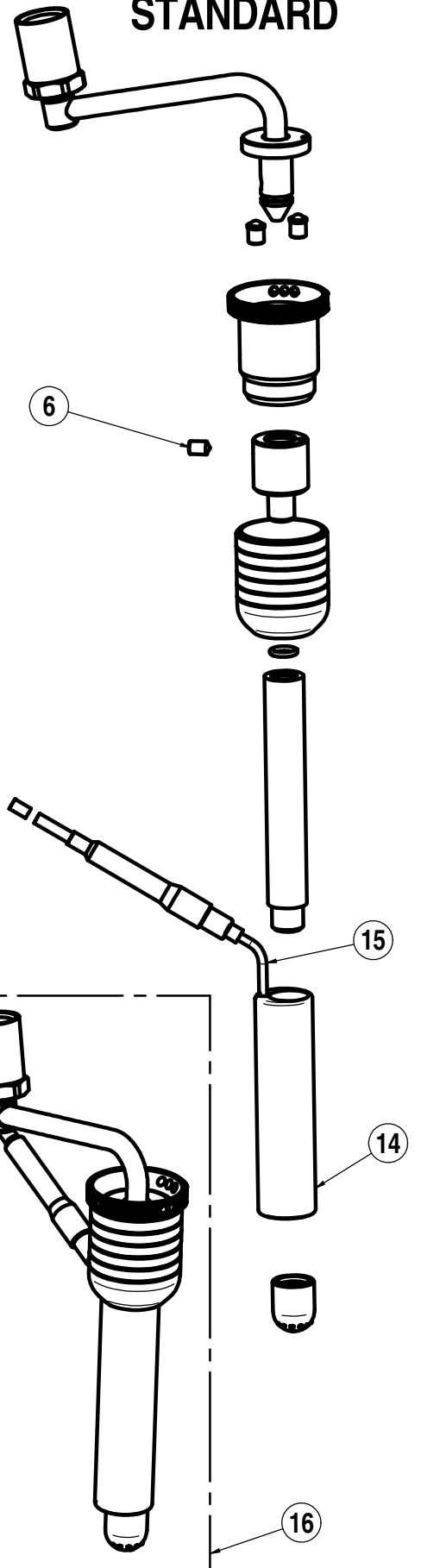
PLANCHE/PLATE : 980

REP	REF	DESIGNATION	DESIGNATION
1	RO-59A	TUBE SORTIE CAPPUCINO	CAPPUCINO OUTLET PIPE
2	CN-436	JOINT TORIQUE 1,78X8,73 EPDM	GASKET 8,73 X 1,78
3	RO-58	POUSSOIR A BILLE	THRUST BALL BEARING
4	RO-55	BARILLET	BARREL
5	RO-57	MELANGEUR	MIXER
6	PC-38	VIS STHC M5X8 BOUT POINTU	POINT END SCREW
7	RO-68	CACHE BARILLET	BARREL COVER
8	28104	JOINT TORIQUE 2X9,5 FKM 80SH	GASKET 2X9,5
9	PH-78	JOINT TORIQUE 2,62X9,13 EPDM	O RING - 9,13 X 2,62
10	25904	RALLONGE SORTIE CAPPUCINO	CAPPUCINO OUTLET EXTENSION
11	25907	TUBE PTFE STEAMAIR	PTFE STEAMAIR PIPE
12	34406	SONDE VAPEUR THERMOSTATEE V+	V+ THERMOSTATED STEAM PROBE
13	25906	SUPPORT DE SONDE TANGO	TANGO PROBE SUPPORT
14	25905	SUPPORT DE SONDE	PROBE SUPPORT
15	34405	SONDE VAPEUR THERMOSTATEE	THERMOSTATED STEAM PROBE
16	DV1015	SORTIE STEAMAIR	STEAMAIR OUTLET
17	FR1038	SORTIE STEAMAIR V+	V+ STEAMAIR OUTLET
18	25908	EMBOUT PTFE 17 TROUS	17 HOLES END PIPE

V+

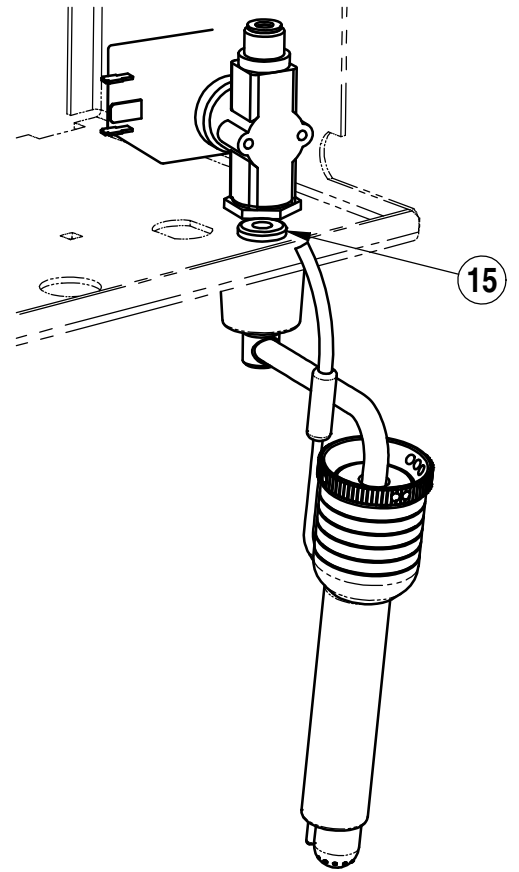
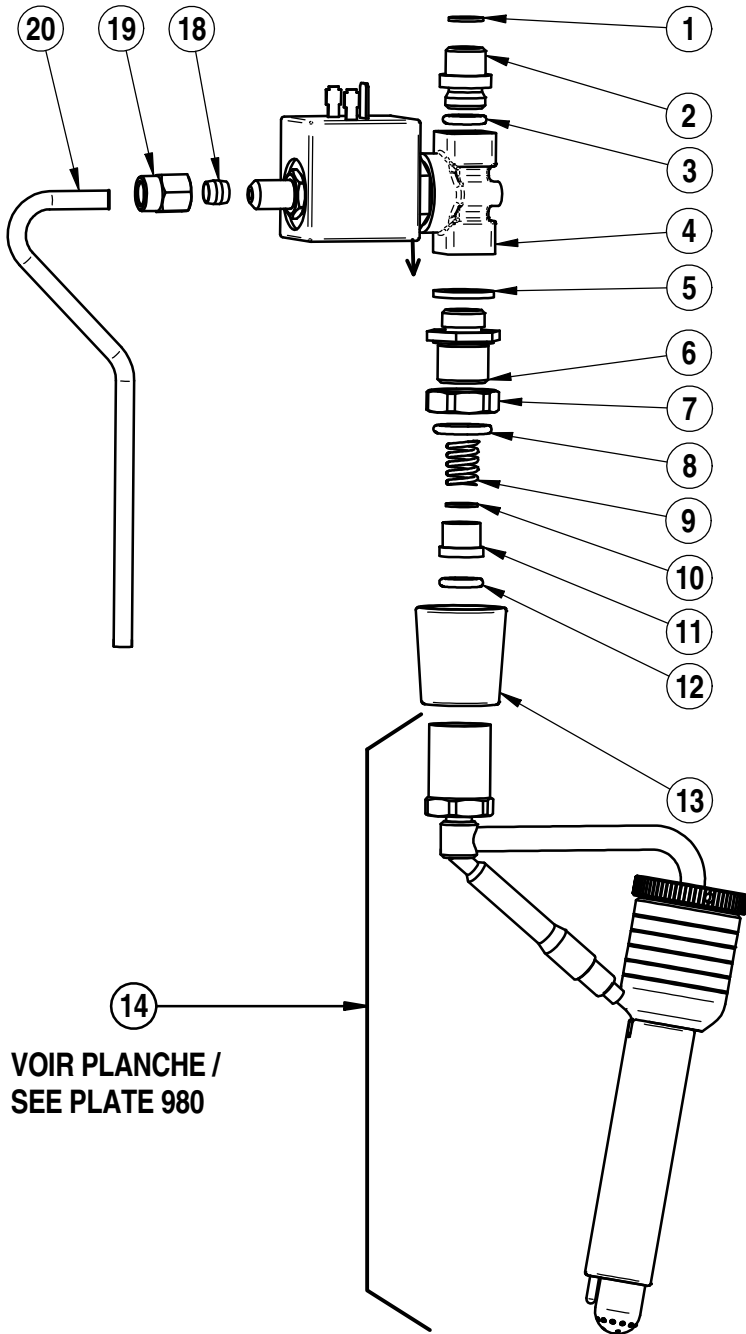


STANDARD



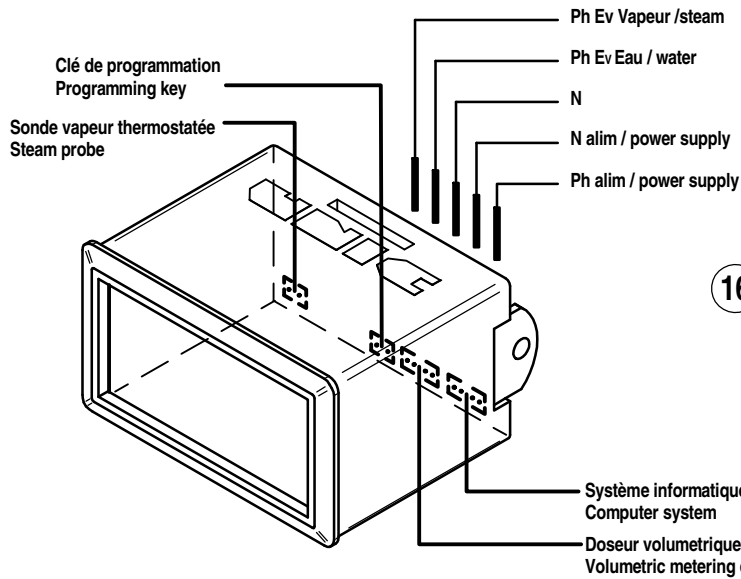
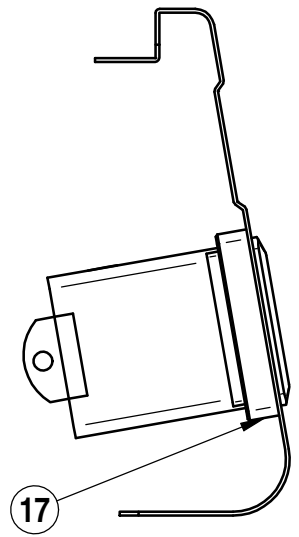
PLANCHE/PLATE : 981

REP	REF	DESIGNATION	DESIGNATION
1	CN-618	JOINT CUIVRE 1/4	GASKET - 1/4
2	20952	RACCORD 1/4 MALE	FITTING 1/4 M
3	28104	JOINT TORIQUE 2X9,5 FKM 80SH	GASKET 2X9,5
4	35041	ELECTROVANNE 3V 115V	ELECTROVALVE 3W 115V
4	35042	ELECTROVANNE 3V 230V	ELECTROVALVE 3W 230V
5	28352	JOINT PLAT 20X12X2 EPDM 70SH	GASKET 20X12X2
6	DV-171	RACCORD 3/8-1/4	FITTING 3/8
7	DV-170	ECROU CHROME	NUT 3/8
8	PH-54	JOINT TORIQUE 2,62X13,95 EPDM	O RING - 13.95 x 2.62
9	PA-43	RESSORT F15/10 L14,5 D10,5 P3	SPRING
10	AG-14	JOINT CUIVRE M12	COPPER GASKET
11	RR-67	EMBOUT LAITON	BRASS END
12	PH-78	JOINT TORIQUE 2,62X9,13 EPDM	O RING - 9,13 X 2,62
13	25915	CACHE SORTIE EAU VAPEUR	COVER OUTLET STEAM WATER
14	DV1015	SORTIE STEAMAIR	STEAMAIR OUTLET
14	FR1038	SORTIE STEAMAIR V+	V+ STEAMAIR OUTLET
15	MI-6	PASSE FIL	GROMMET
16	45045	BOITIER STEAMAIR 230V	STEAMAIR ELECTRONIC BOX 230V
16	45046	BOITIER STEAMAIR 115V	STEAMAIR ELECTRONIC BOX 115V
17	ED-20	RECTANGLE FIXATION BOITE	RUBBER FIXING FOR ELECTRO BOX
18	MI-35	BAGUE DE SERRAGE LAITON	NIPPLE
19	MI-34	ECROU LAITON 1/8"	COMPRESSION NUT - 1/8
20	NZ6022	TUBE RILSAN EV 3V STELLA V+	DRAIN TUBE EV 3W STELLA V+
21	DV8145	CABLE ALIM EV STEAMAIR	EV STEAMAIR POWER SUPPLY CABLE



14

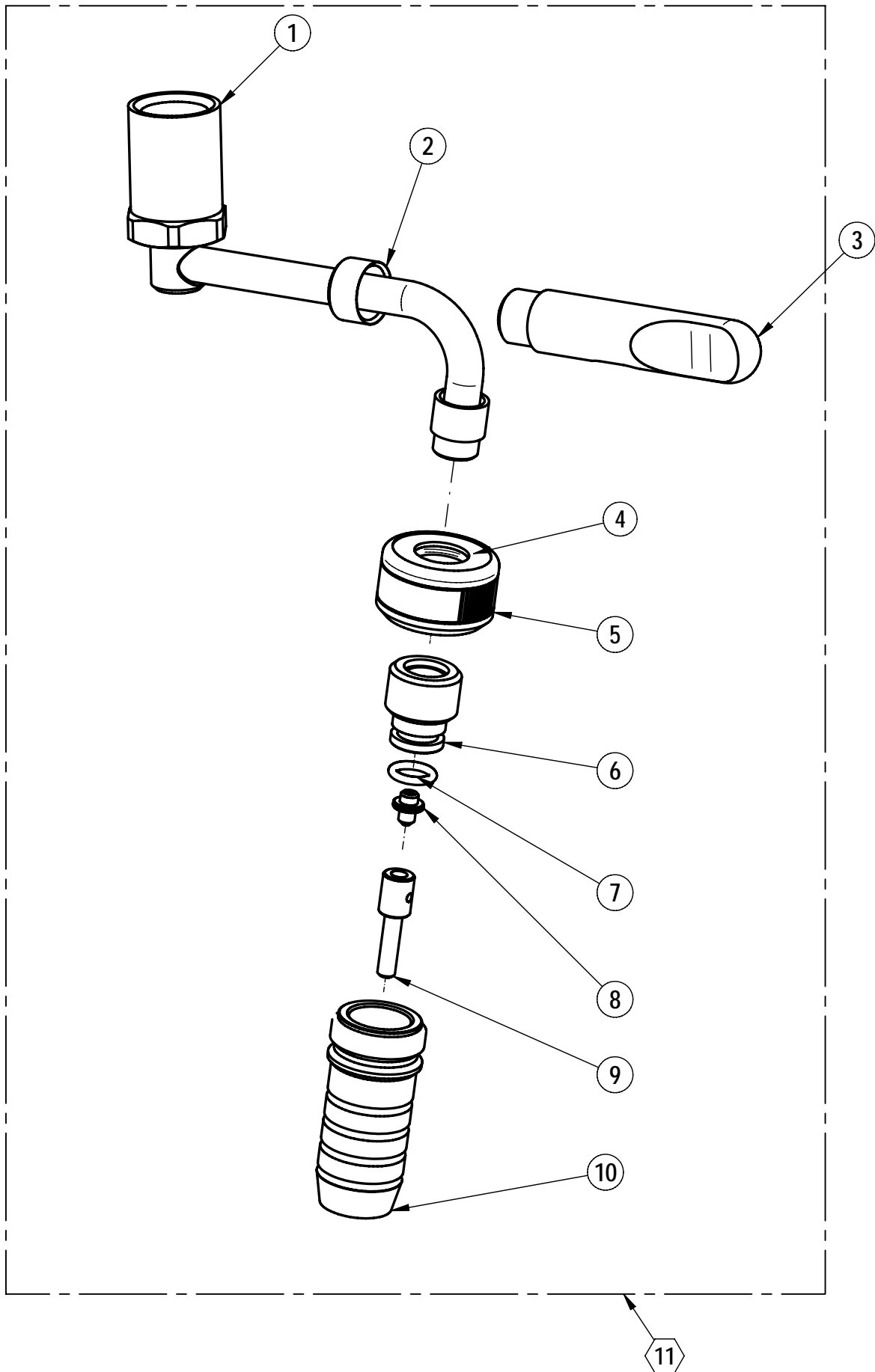
VOIR PLANCHE /
SEE PLATE 980



16

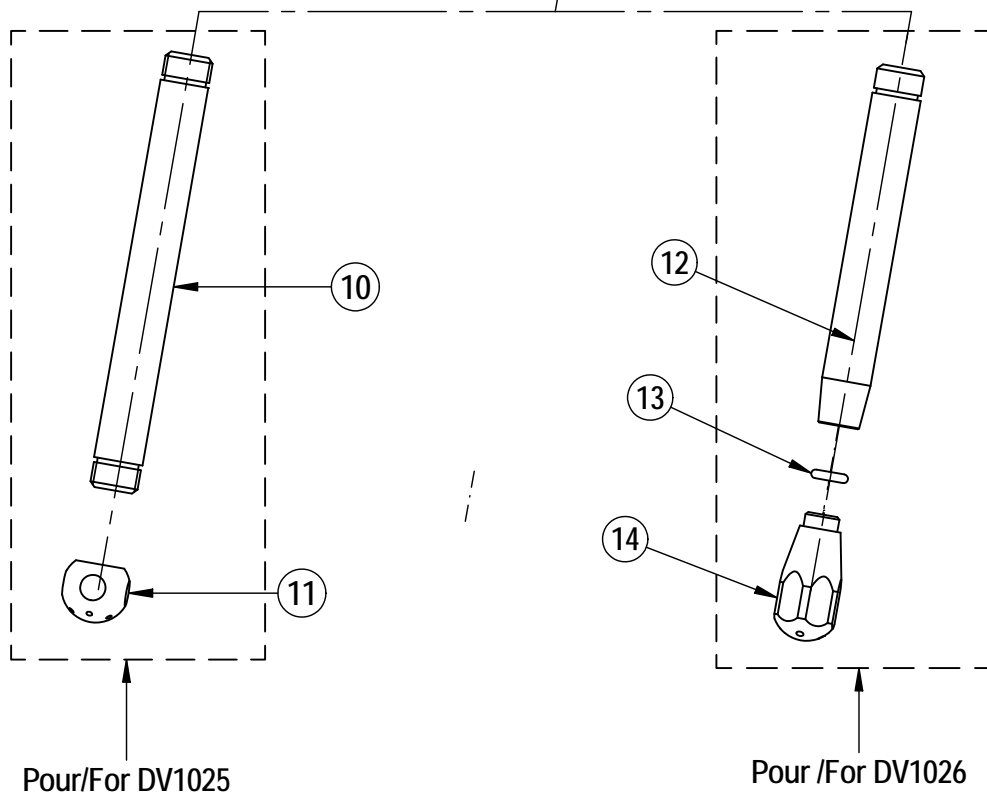
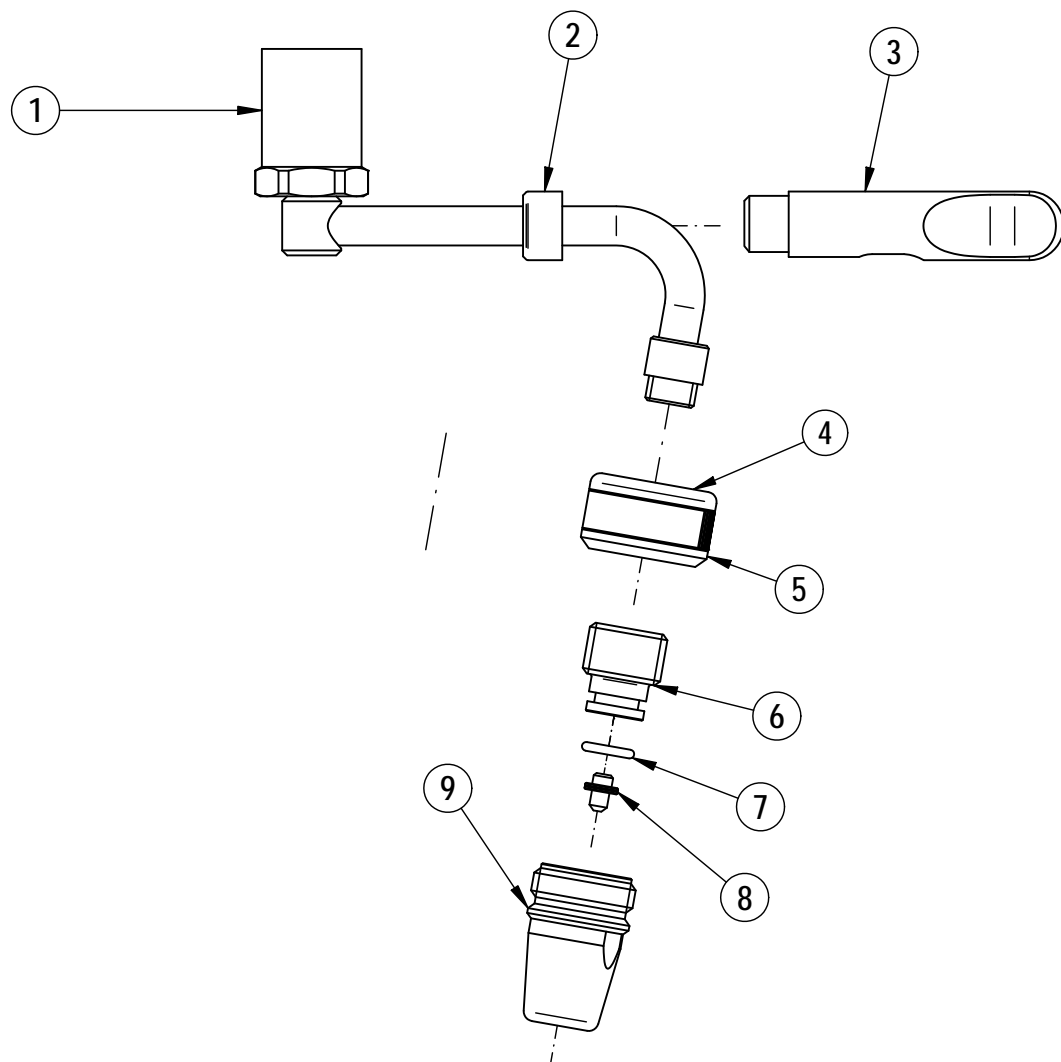
PLANCHE/PLATE : 983

REP	REF	DESIGNATION	DESIGNATION
1	DV6061	TUBE SORTIE EAU CHAUDE	HOT WATER OUTLET PIPE
2	25911	BAGUE POUR POIGNEE EAU ET VAPEUR	WATER AND STEAM HANDLE COLLAR
3	25910	POIGNEE SORTIE EAU CHAUDE ET VAPEUR	HOT WATER AND STEAM OUTLET HANDLE
4	46028	AUTOCOLLANT SORTIES REGLABLES	ADJUSTABLE OUTLET STICKER
5	25710	MOLETTE POUR SORTIE DEBIT REGLABLE	ADJUSTABLE OUTLET TOOTHED WHEEL
6	25708	RACCORD SORTIE DEBIT REGLABLE	ADJUSTABLE OUTLET FITTING
7	CN-436	JOINT TORIQUE 1,78X8,73 EPDM	GASKET 8,73 X 1,78
8	23119	GICLEUR DIAM:0,9	GICLUER DIAM. 0.9
9	23118	SUPPORT GICLEUR SORTIE EAU CHAUDE	HOT WATER GICLUER SUPPORT
10	25712	EMBOUT EAU CHAUDE DEBIT REGLABLE	ADJUSTABLE HOT WATER SPOUT
11	DV1024	SORTIE EAU CHAUDE REGLABLE	ADJUSTABLE HOT WATER OUTLET



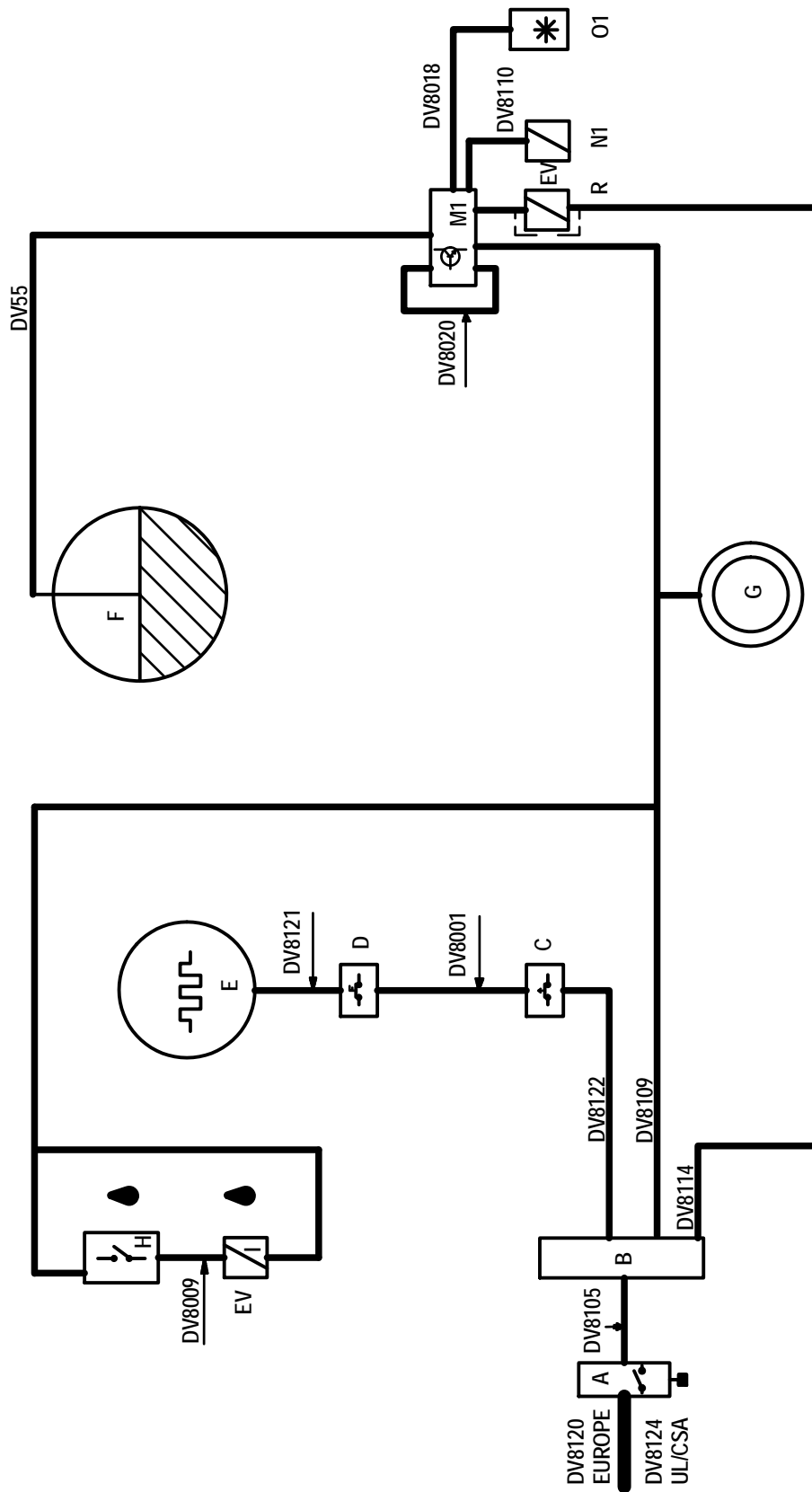
PLANCHE/PLATE : 984

REP	REF	DESIGNATION	DESIGNATION
1	DV6061	TUBE SORTIE EAU CHAUDE	HOT WATER OUTLET PIPE
2	25911	BAGUE POUR POIGNEE EAU ET VAPEUR	WATER AND STEAM HANDLE COLLAR
3	25910	POIGNEE SORTIE EAU CHAUDE ET VAPEUR	HOT WATER AND STEAM OUTLET HANDLE
4	46028	AUTOCOLLANT SORTIES REGLABLES	ADJUSTABLE OUTLET STICKER
5	25710	MOLETTE POUR SORTIE DEBIT REGLABLE	ADJUSTABLE OUTLET TOOTHED WHEEL
6	25708	RACCORD SORTIE DEBIT REGLABLE	ADJUSTABLE OUTLET FITTING
7	CN-436	JOINT TORIQUE 1,78X8,73 EPDM	GASKET 8,73 X 1,78
8	23119	GICLEUR DIAM:0,9	GICLUER DIAM. 0.9
9	25922	EMBOUT SORTIE IRISH DEBIT REGLABLE	ADJUSTABLE FLOW IRISH NOZZLE
10	25921	RALLONGE SORTIE IRISH	IRISH OUTLET EXTENSION
11	25900	BRISE JET BOULE POUR IRISH	ANTI PLASH BALL FOR IRISH
12	25923	RALLONGE SORTIE IRISH 4 TROUS	IRISH OUTLET EXTENSION
13	25926	JOINT TORIQUE POUR EMBOUT 4	O-RING FOR NOZZLE
14	25924	EMBOUT INOX 4 TROUS POUR TUBE	4 HOLES END PIPE



PLANCHE/PLATE : 1010

REP	REF	DESIGNATION	DESIGNATION
	DV55	Fil sonde de niveau	Probe wire
	DV8009	Câble pour commande eau / vapeur	Water / steam cable
	DV8018	Câble doseur volumétrique	Volumetric doser cable
	DV8020	Câble pont	Bridge cable
	DV8105	Câble commutateur / bornier	Switch / plug cable
	DV8109	Câble d'alimentation, boîtier électronique	Feeding electronic box cable
	DV8110	Câble EV café	Coffee electrovalve cable
	DV8114	Câble EV remplissage	Filling electrovalve cable
	DV8120	Câble d'alimentation générale Europe	Europe general feeding cable
	DV8124	Câble d'alimentation générale UL	UL general feeding cable
	DV8121	Câble thermostat de sécurité de résistance	Heating element safety thermostat cable
	DV8122	Câble d'alimentation pressostat	Pressurestat feeding cable
	DV8001	Câble pressostat / sécurité	Heating element pressurestat cable
	A	Commutateur	Switch
	B	Bornier	Plug
	C	Pressostat	Pressurestat
	D	Thermostat de sécurité	Safety thermostat
	E	Resistances	Heating elements
	F	Chaudière vapeur	Steam boiler
	G	Moteur pompe	Pump motor
	H	Bouton poussoir eau chaude	hot water switch
	I	Electrovanne eau chaude	hot water electrovalve
	M1	Boîtier électronique	Electronic box
	N1	Electrovanne café	Coffee electrovalve
	O1	Doseur volumétrique	Volumetric doser
	R	Electrovanne remplissage	Filling electrovalve

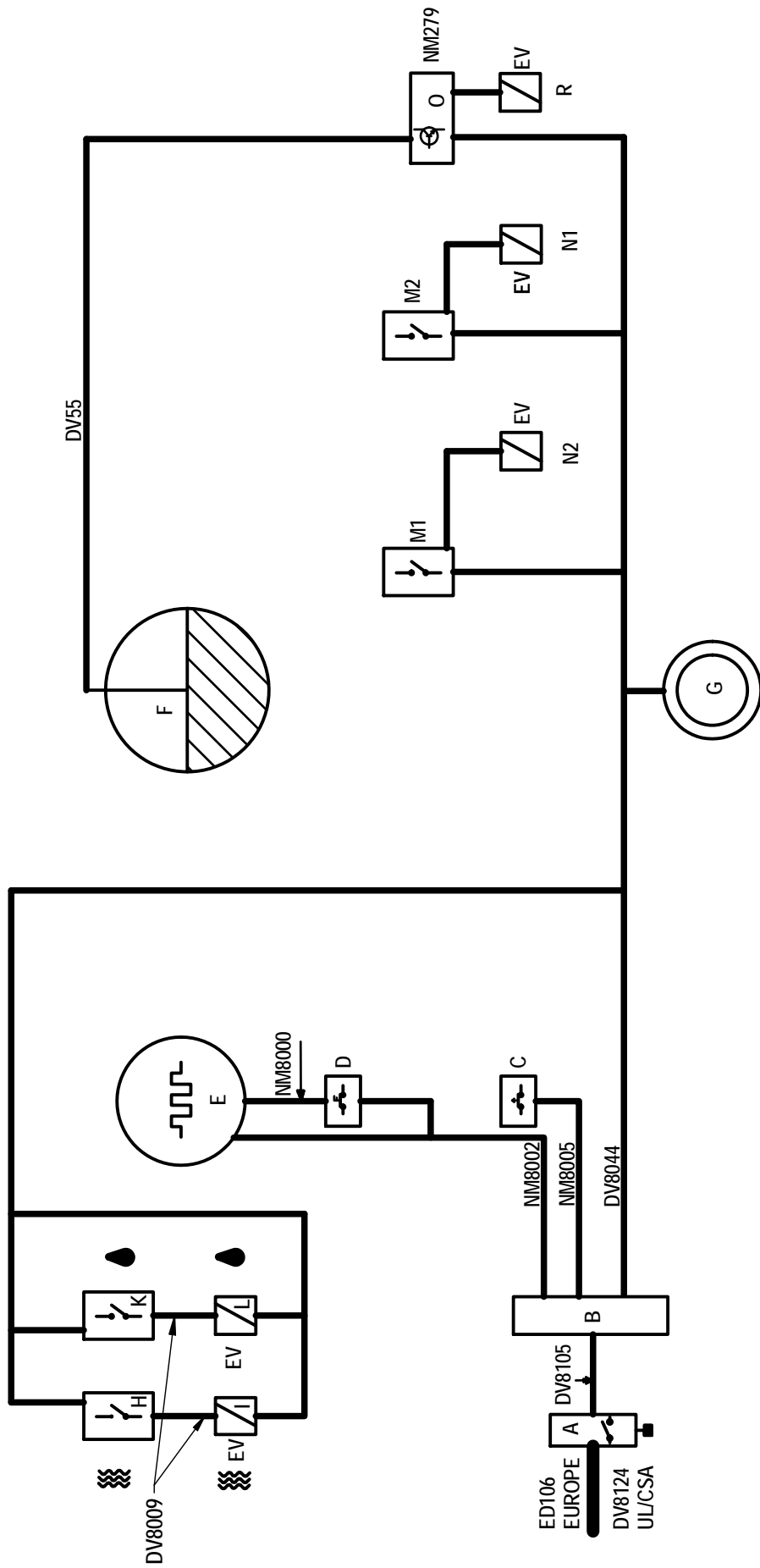


PLANCHE/PLATE : 1020

REF	DESIGNATION	DESIGNATION
DV55	Fil sonde de niveau	Probe wire
DV8012	câble de transmission de données	Cable data transmission
DV8018	Câble doseur volumétrique	Volumetric doser cable
DV8020	Câble pont	Bridge cable
DV8105	Câble commutateur / bornier	Switch/ plug cable
DV8110	Câble EV café	Coffee electrovalve cable
DV8112	Câble d'alimentation boîtiers électroniques	Feeding electronic boxes cable
DV8114	Câble EV remplissage	Filling electrovalve cable
DV8124	Câble d'alimentation générale UL	UL general feeding cable
DV8145	Câble d'alimentation EV EVE Steamair	Steamair electrovalve feeding cable
ED106	Câble d'alimentation générale Europe	Europe general feeding cable
NM8000	Câble thermostat de sécurité de résistance	Heating element safety thermostat cable
NM8002	Câble d'alimentation de la résistance	Heating element feeding cable
NM8005	Câble d'alimentation pressostat	Pressurestat feeding cable
A	Commutateur	Switch
B	Bornier	Plug
C	Pressostat	Pressurestat
D	Thermostat de sécurité	Safety thermostat
E	Résistances	Heating elements
F	Chaudière vapeur	Steam boiler
G	Moteur pompe	Pump motor
I	Electrovanne vapeur droite	Right steam electrovalve
L	Electrovalve eau chaude droite	Right hot water electrovalve
M1/M2	Boîtier électronique 1er, 2ème groupe	1st, 2nd unit electronic box
N1/N2	Electrovanne café 1er, 2ème groupe	1st, 2nd unit coffee electrovalve
O1/O2	Doseur volumétrique 1er, 2ème groupe	1st, 2nd unit volumetric doser
R	Electrovanne remplissage	Filling electrovalve

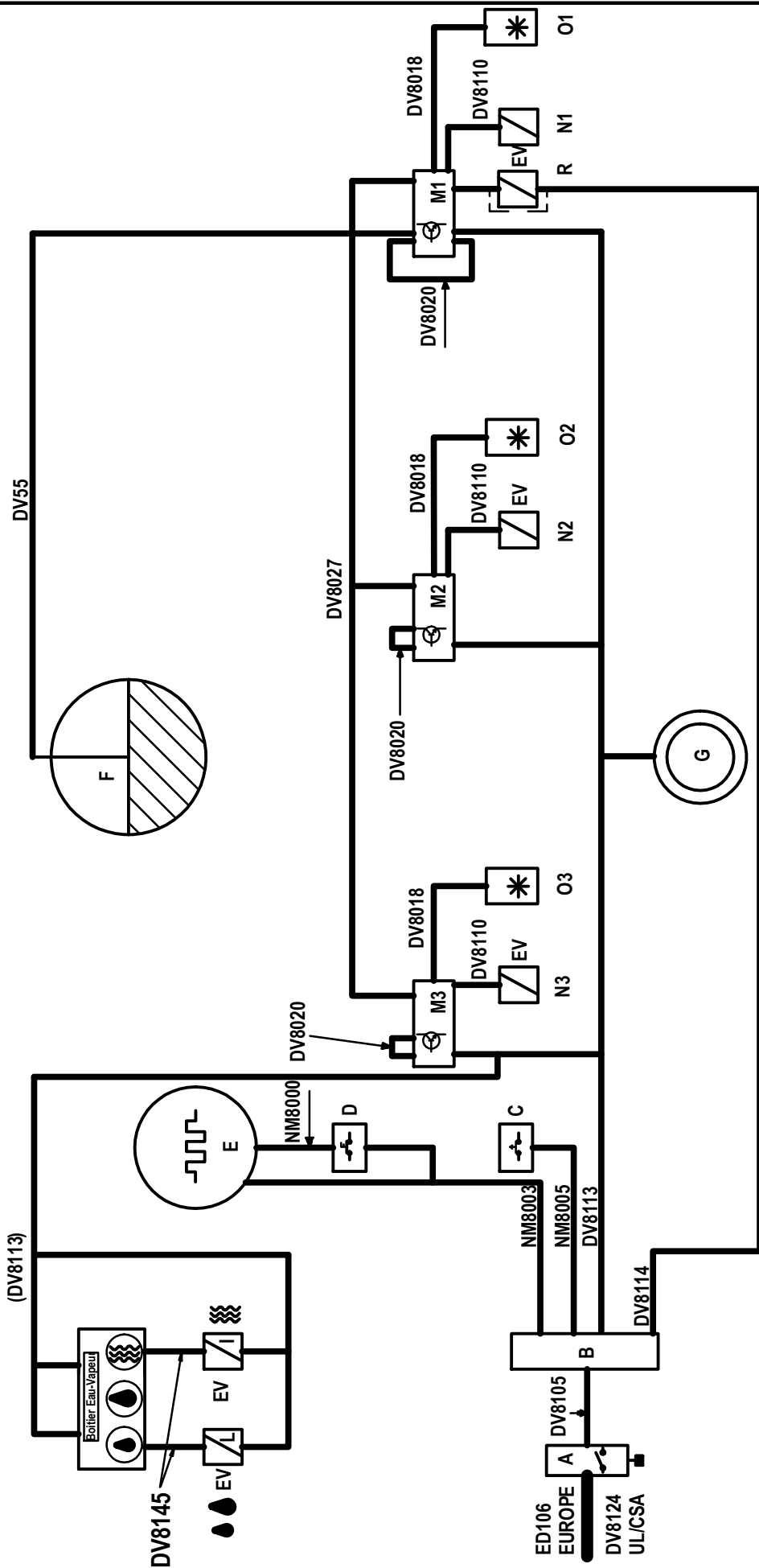
PLANCHE/PLATE : 1025

REF	DESIGNATION	DESIGNATION
DV55	Fil sonde de niveau	Probe wire
DV8009	Câble pour commande eau / vapeur	Water / steam cable
DV8105	Câble commutateur / bornier	Switch/ plug cable
DV8044	Câble Twin manuelle	Twin manual cable
DV8124	Câble d'alimentation générale UL	UL general feeding cable
ED106	Câble d'alimentation générale Europe	Europe general feeding cable
NM279	Boitier électronique de niveau	Level electronic box
NM8000	Câble thermostat de sécurité de résistance	Heating element safety thermostat cable
NM8002	Câble d'alimentation de la résistance	Heating element feeding cable
NM8005	Câble d'alimentation pressostat	Pressurestat feeding cable
A	Commutateur	Switch
B	Bornier	Plug
C	Pressostat	Pressurestat
D	Thermostat de sécurité	Safety thermostat
E	Résistances	Heating elements
F	Chaudière vapeur	Steam boiler
G	Moteur pompe	Pump motor
H	Bouton poussoir vapeur droite	Right steam switch
I	Electrovanne vapeur droite	Right steam electrovalve
K	Bouton poussoir eau chaude droite	Right hot water switch
L	Electrovalve eau chaude droite	Right hot water electrovalve
M1/M2	bouton poussoir 1er, 2ème groupe	1st, 2nd unit switch
N1/N2	Electrovanne café 1er, 2ème groupe	1st, 2nd unit coffee electrovalve
O	boitier de niveau	filling boiler electronic box
R	Electrovanne remplissage	Filling electrovalve



PLANCHE/PLATE : 1030

REF	DESIGNATION	DESIGNATION
DV55	Fil sonde de niveau	Probe wire
DV8018	Câble doseur volumétrique	Volumetric doser cable
DV8020	Câble pont	Bridge cable
DV8027	Fil de transmission de données	Data transmitting wire
DV8105	Câble commutateur / bornier	Switch/ plug cable
DV8110	Câble EV café	Coffee electrovalve cable
DV8113	Câble d'alimentation boîtiers électroniques	Feeding electronic boxes cable
DV8114	Câble EV remplissage	Filling electrovalve cable
DV8124	Câble d'alimentation générale UL	UL general feeding cable
DV8145	Câble d'alimentation EV EVE Steamair	Steamair electrovalve feeding cable
ED106	Câble d'alimentation générale Europe	Europe general feeding cable
NM8000	Câble thermostat de sécurité de résistance	Heating element safety thermostat cable
NM8003	Câble d'alimentation de la résistance	Heating element feeding cable
NM8005	Câble d'alimentation pressostat	Pressurestat feeding cable
A	Commutateur	Switch
B	Bornier	Plug
C	Pressostat	Pressurestat
D	Thermostat de sécurité	Safety thermostat
E	Resistances	Heating elements
F	Chaudière vapeur	Steam boiler
G	Moteur pompe	Pump motor
I	Electrovanne vapeur droite	Right steam electrovalve
L	Electrovanne eau chaude droite	Right hot water electrovalve
M1/M2/M3	Boîtier électronique 1er, 2ème , 3ème groupe	1st, 2nd, 3rd unit electronic box
N1/N2/N3	Electrovanne café 1er, 2ème ,3ème groupe	1st, 2nd, 3rd unit coffee electrovalve
O1/O2/O3	Doseur volumétrique 1er, 2ème , 3ème groupe	1st, 2nd, 3rd unit volumetric doser
R	Electrovanne remplissage	Filling electrovalve



PLANCHE/PLATE : 1040

REF	DESIGNATION	DESIGNATION
DV55	Fil sonde de niveau	Probe wire
DV8018	Câble doseur volumétrique	Volumetric doser cable
DV8020	Câble pont	Bridge cable
DV8027	Fil de transmission de données	Data transmitting wire
DV8105	Câble commutateur / bornier	Switch/ plug cable
DV8110	Câble EV café	Coffee electrovalve cable
DV8115	Câble d'alimentation boîtiers électroniques	Feeding electronic boxes cable
DV8114	Câble EV remplissage	Filling electrovalve cable
DV8124	Câble d'alimentation générale UL	UL general feeding cable
DV8145	Câble d'alimentation EV EVE Steamair	Steamair electrovalve feeding cable
ED106	Câble d'alimentation générale Europe	Europe general feeding cable
NM8000	Câble thermostat de sécurité de résistance	Heating element safety thermostat cable
NM8003	Câble d'alimentation de la résistance	Heating element feeding cable
NM8005	Câble d'alimentation pressostat	Pressurestat feeding cable
A	Commutateur	Switch
B	Bornier	Plug
C	Pressostat	Pressurestat
D	Thermostat de sécurité	Safety thermostat
E	Resistances	Heating elements
F	Chaudière vapeur	Steam boiler
G	Moteur pompe	Pump motor
I	Electrovanne vapeur droite	Right steam electrovalve
L	Electrovanne eau chaude droite	Right hot water electrovalve
M1/M2/M3/M4	Boîtier électronique 1, 2, 3 et 4ème groupe	1st, 2nd, 3rd and 4th unit electronic box
N1/N2/N3/N4	Electrovanne café 1, 2, 3 et 4ème groupe	1st, 2nd, 3rd and 4th unit coffee electrovalve
O1/O2/O3/O4	Doseur volumétrique 1, 2, 3 et 4ème groupe	1st, 2nd, 3rd and 4th unit volumetric doser
R	Electrovanne remplissage	Filling electrovalve

