



ITEM NUMBERS
FC-6HC-04208
FC-6HC-04208-AD

4 WELL HOT & COLD
120/208-240V
WIRING DIAGRAM

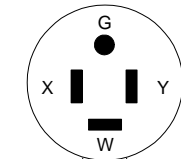
CONTROL BOX

IMPORTANT –
PLEASE OBSERVE
VIEWER
ORIENTATION NOTE
IN EACH BOX

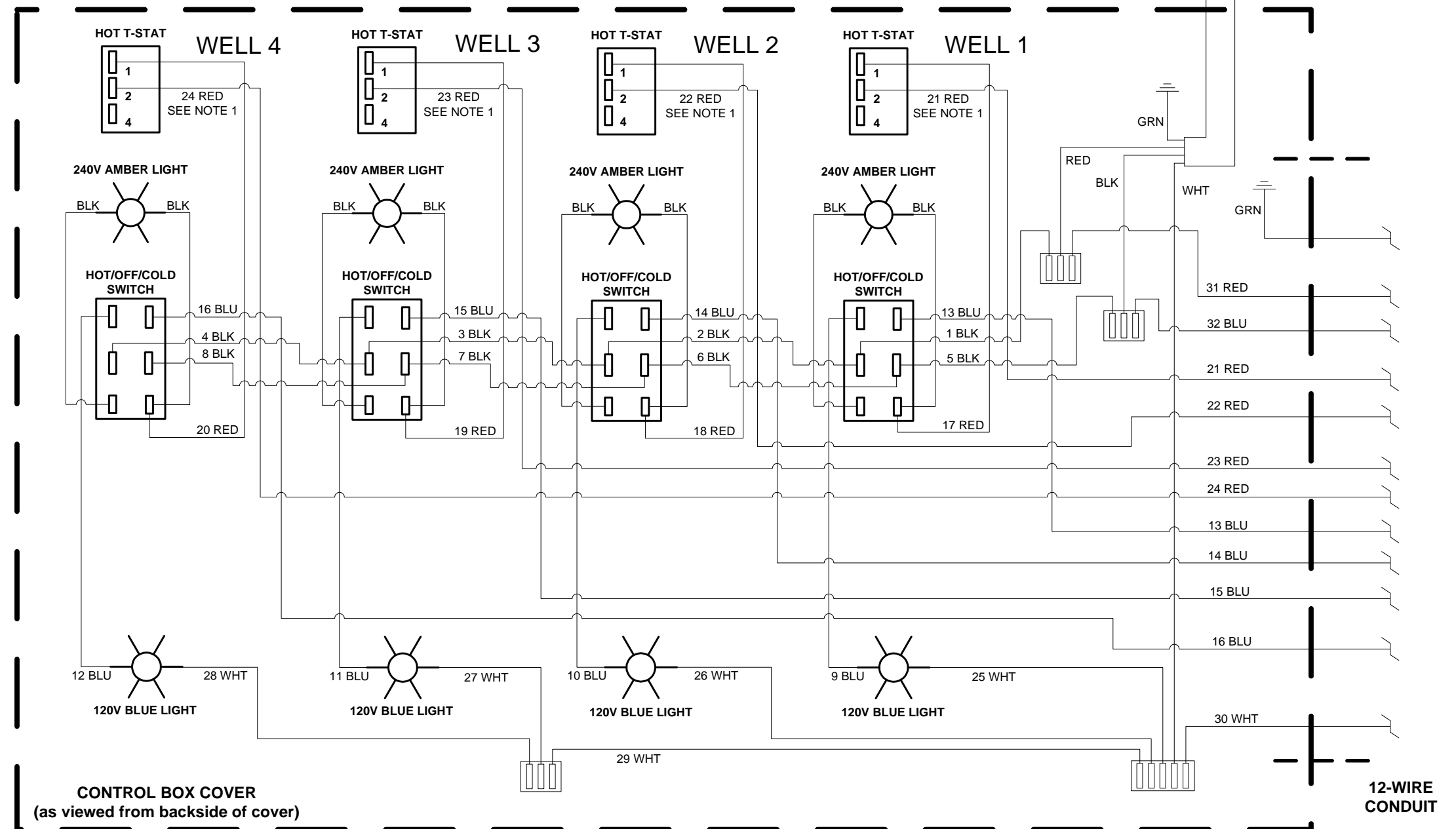
**WARNING – REQUIRED NEMA 14-20R
RECEPTACLE MUST BE WIRED
ACCORDINGLY OR CONDENSING
UNIT / AUXILIARY COMPONENT
DAMAGE WILL RESULT – WARRANTY
WILL BE VOID. TEST RECEPTACLE
PER THE FOLLOWING:**

G, GROUND
X, LINE 1
Y, LINE 2
W, NEUTRAL

X-Y, 208-240V
X-W, 120V
Y-W, 120V



BLK & RED POWER
CORD WIRES ARE
INTERCHANGEABLE ON
PLUG TERMINALS X & Y





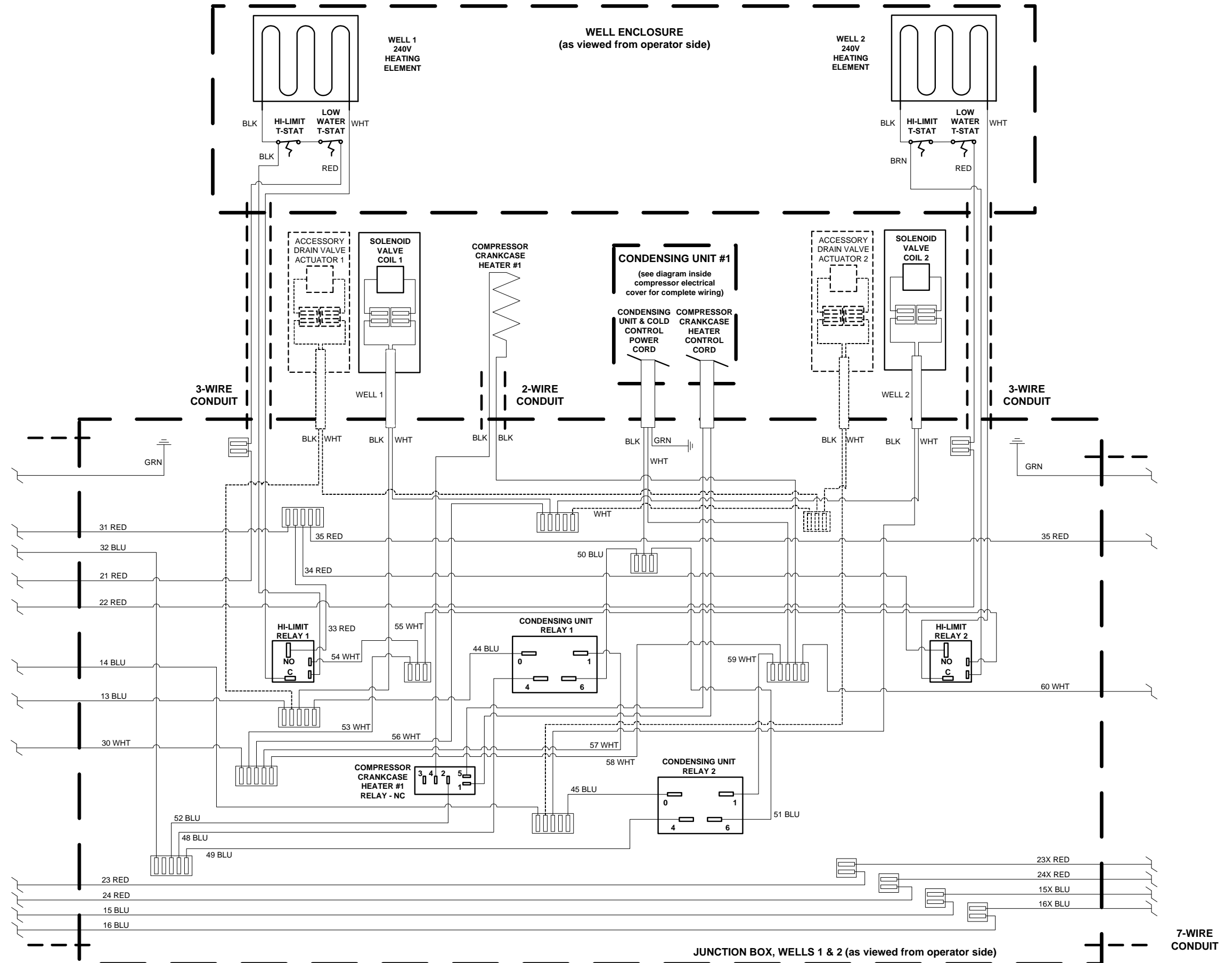
4 WELL HOT COLD DROP-IN WIRING AND LOGIC DIAGRAM 120/208-240V

4 WELL HOT & COLD 120/208-240V WIRING DIAGRAM

JUNCTION BOX WELLS 1 & 2

IMPORTANT –
PLEASE OBSERVE
VIEWER
ORIENTATION NOTE
IN EACH BOX

12-WIRE
CONDUIT





4 WELL HOT COLD DROP-IN WIRING AND LOGIC DIAGRAM 120/208-240V

4 WELL HOT & COLD 120/208-240V WIRING DIAGRAM

JUNCTION BOX WELLS 3 & 4

**IMPORTANT –
PLEASE OBSERVE
VIEWER
ORIENTATION NOTE
IN EACH BOX**

