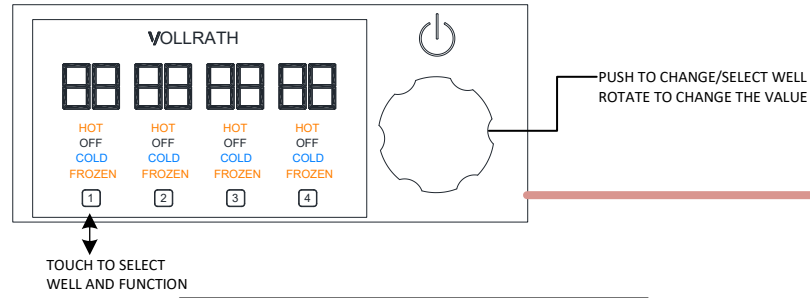
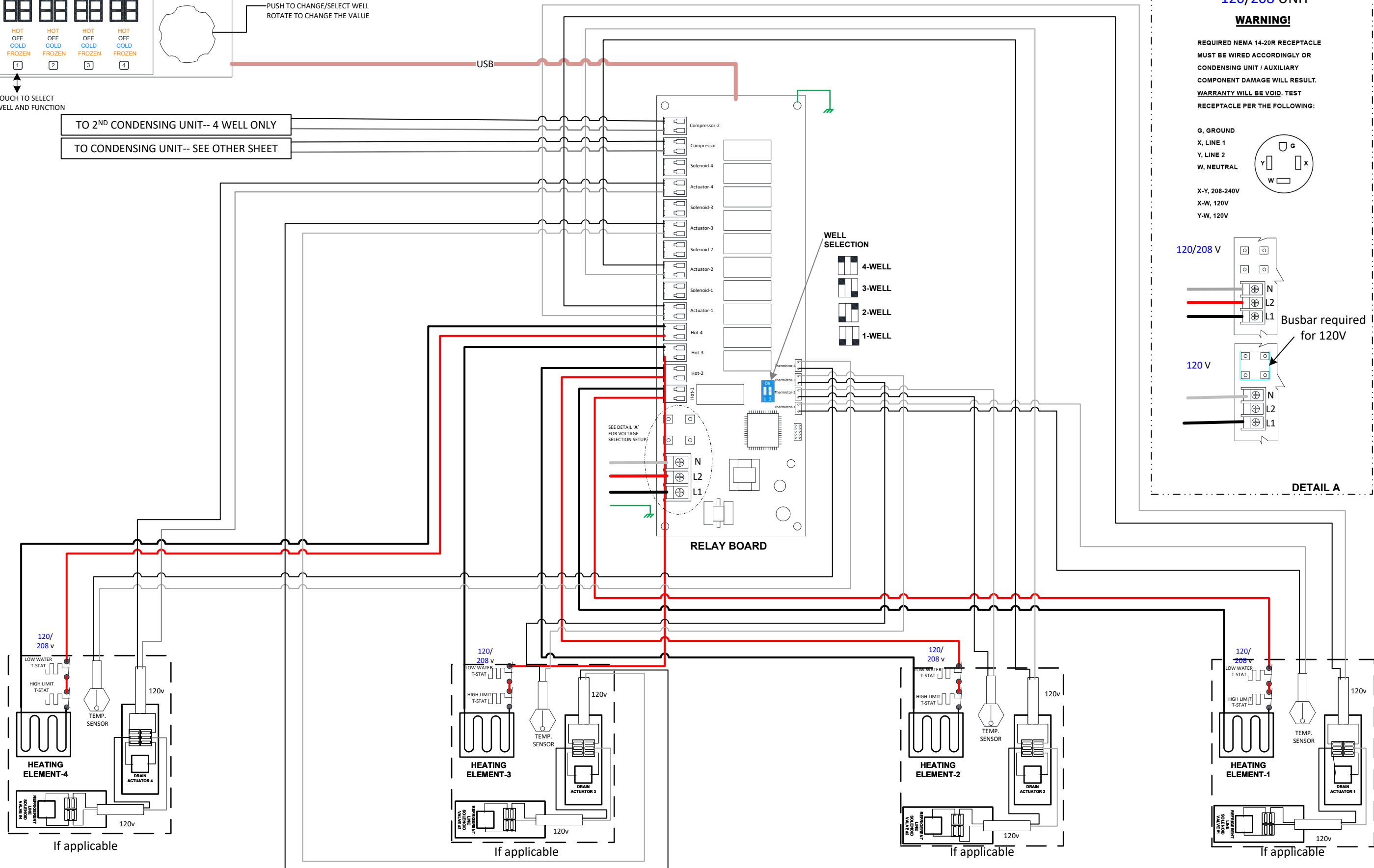


USER INTERFACE



**356263-1**  
**1-4 WELL HOT, COLD & FROZEN WIRING DIAGRAM**

TO 2<sup>ND</sup> CONDENSING UNIT-- 4 WELL ONLY  
TO CONDENSING UNIT-- SEE OTHER SHEET



**120/208 UNIT**

**WARNING!**

REQUIRED NEMA 14-20R RECEPTACLE  
MUST BE WIRED ACCORDINGLY OR  
CONDENSING UNIT / AUXILIARY  
COMPONENT DAMAGE WILL RESULT.  
WARRANTY WILL BE VOID. TEST  
RECEPTACLE PER THE FOLLOWING:

G, GROUND  
X, LINE 1  
Y, LINE 2  
W, NEUTRAL

X-Y, 208-240V  
X-W, 120V  
Y-W, 120V

**120/208 V**

**120 V**

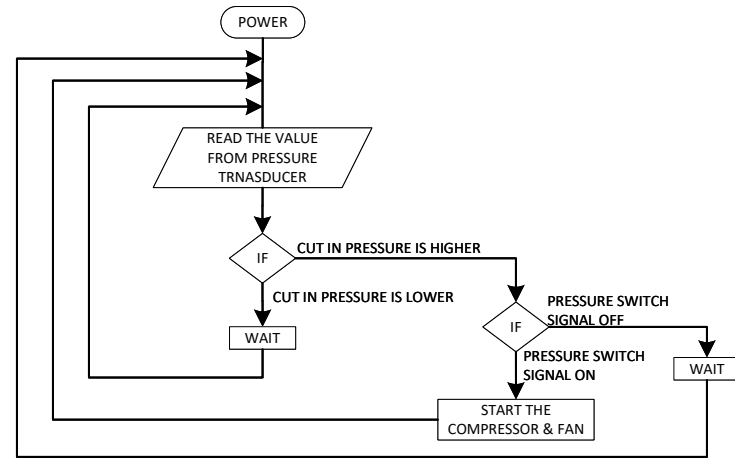
Busbar required for 120V

**DETAIL A**



**356263-1**  
**1-4 WELL HOT, COLD & FROZEN WIRING DIAGRAM**

**CONDENSING UNIT CONTROL BOARD  
 FUNCTION FLOW CHART**



**RELAY CONTROL BOARD  
 FUNCTION FLOW CHART**

**Initial condition**

- Drain valve -Closed
- Refrigerent line valve -Closed

